

## 8W-91 CONNECTOR/GROUND/SPLICE LOCATION

## TABLE OF CONTENTS

page

**CONNECTOR/GROUND/SPLICE LOCATION**

DESCRIPTION ..... 1

**CONNECTOR/GROUND/SPLICE LOCATION****DESCRIPTION**

This section provides illustrations identifying connector, ground and splice locations in the vehicle. Connector, ground and splice indexes are provided. Use the wiring diagrams in each section for connector, ground and splice identification. Refer to the appropriate index for the proper figure number. For items that are not shown in this section N/S is placed in the Fig. column.

**CONNECTORS**

CONNECTOR NAME/ NUMBER	COLOR	LOCATION	FIG.
Actuator-Blend Door	BK	Right HVAC Unit	19
Actuator-Mode Door 1 (Panel to Floor)	BK	Top HVAC Unit	19
Actuator-Mode Door 2 (Defrost to Floor)	BK	Top HVAC Unit	19
Actuator-Recirculation Door	BK	Right HVAC Unit	19
Air Bag-Driver Squib 1	TAN	Steering Wheel Pad	28
Air Bag-Driver Squib 2	BK	Steering Wheel Pad	28
Airbag-Passenger Squib	YL	Right Instrument Panel	21
Airbag-Side Curtain-Left	YL	Top of Left A-Pillar	41
Airbag-Side Curtain-Right	YL	Top of Right A-Pillar	41
Amplifier-Radio C1	NAT	Right Lower Kick Panel	30, 31
Amplifier-Radio C2	WT	Right Lower Kick Panel	21, 24
Antenna-Radio	-	Right Lower Kick Panel	21, 33
Antenna-Satellite No. 1	BL	Center Rear Roof	34, 35
Antenna-Satellite No. 2	WT	Center Rear Roof	34, 35
Assembly-EGR Valve	BK	Left Side Engine	11
Assembly-Natural Vacuum Leak Detection	BK	Top of Fuel Tank	36
Assembly-Seat Motor	BK	Under Driver Seat	N/S
Assembly-Shift Motor/Mode Sensor	DK GY	Front of Transfer Case	14, 15, 18
Assembly-Transmission Solenoid/Pressure Switch	BK	Right Side Transmission	18

CONNECTOR NAME/ NUMBER	COLOR	LOCATION	FIG.
Assembly-Transmission Solenoid/TRS		Left Side of Transmission	14
Backlite-Heated (Power)	-	Left Backlite	42
Backlite-Heated (Ground)	-	Right Backlite	42
Battery (+)	-	Left Front Engine Compartment	10
Battery (-)	-	Left Front Engine Comartment	9, 10
C100		Left Side Engine Compartment	5, 9
C101		Left Side Engine Compartment	5, 9
C102		Left Side Engine Compartment	6, 10
C103	WT	Lower Left Instrument Panel	4, 32
C104	WT	Lower Left Instrument Panel	4, 32
C105		Lower Right Rear Engine Compartment	8, 36
C106		Lower Right Rear Engine Compartment	8, 36
C200	BK	Lower Left Instrument Panel	22, 23, 32
C201	GY	Lower Left Instrument Panel	4, 23
C202	WT	Left HVAC Unit	19, 22, 23
C203	WT	Right Side Instrument Panel	21, 23, 41
C300	BK	Lower Left Instrument Panel	32, 38
C301	WT	Lower Left Instrument Panel	32, 38
C302	BK	Front of Right Door	30, 31, 37
C303		Front of Right Door	30, 31, 37
C304	BK	Center Body	30, 31
C305	BK	Below Driver Seat	30, 31
C306	NAT	Right B-Pillar	31, 39
C307	WT	Left Side Body	30, 31
C308	NAT	Left B-Pillar	31
Capacitor-Ignition	BK	Right Side Engine Compartment	9
Circuit Breaker	GY	At Junction Block	22
Clockspring C1	WT	At Steering Column	22, 29
Clockspring C2	BK	Steering Wheel	28
Clockspring C3	BK	Steering Wheel	28
Clockspring C4	YL	At Steering Column	22, 29
Cluster C1	DK GY	Left Side of Instrument Panel	22
Cluster C2	DK GY	Left Side of Instrument Panel	22
Cluster C3	WT	Left Side of Instrument Panel	22
Clutch-A/C Compressor	BK	Right Front Engine	13
Coil-Ignition-No. 1 (3.7L)	BK	Left Top Engine	16
Coil-Ignition-No. 1 (4.7L)	BK	Left Top Engine	11
Coil-Ignition-No. 2 (3.7L)	BK	Right Top Engine	17
Coil-Ignition-No. 2 (4.7L)	BK	Right Top Engine	12
Coil-Ignition-No. 3 (3.7L)	BK	Left Top Engine	16
Coil-Ignition-No. 3 (4.7L)	BK	Left Top Engine	11

CONNECTOR NAME/ NUMBER	COLOR	LOCATION	FIG.
Coil-Ignition-No. 4 (3.7L)	BK	Right Top Engine	17
Coil-Ignition-No. 4 (4.7L)	BK	Right Top Engine	12
Coil-Ignition-No. 5 (3.7L)	BK	Left Top Engine	16
Coil-Ignition-No. 5 (4.7L)	BK	Left Top Engine	11
Coil-Ignition-No. 6 (3.7L)	BK	Right Top Engine	17
Coil-Ignition-No. 6 (4.7L)	BK	Right Top Engine	12
Coil-Ignition-No. 7 (4.7L)	BK	Left Top Engine	11
Coil-Ignition-No. 8 (4.7L)	BK	Right Top Engine	12
Control-A/C-Heater C1	BK	Center of Instrument Panel	22, 26
Control-A/C-Heater C2	BK	Center of Instrument Panel	22, 26
Data Link Connector	BK	Lower Left Instrument Panel	22
Diode-Zener-No. 1	-	Located in Integrated Power Module	N/S
Diode-Zener-No. 2	-	Located in Integrated Power Module	N/S
Generator	GY	Left Front Top Engine	10, 11, 16
Heater-Cushion Pad-Driver	GN	Under Driver Seat	30, 31
Heater-Cushion Pad-Passenger	GN	Under Passenger Seat	30, 31
Horn No. 1	BK	In front of Left Radiator	7
Horn No. 2	BK	In Front of Left Radiator	7
Injector-Fuel-No. 1 (3.7L)	BK	Left Top Engine	16
Injector-Fuel-No. 1 (4.7L)	BK	Left Top Engine	11
Injector-Fuel-No. 2 (3.7L)	BK	Right Top Engine	17
Injector-Fuel-No. 2 (4.7L)	BK	Right Top Engine	12
Injector-Fuel-No. 3 (3.7L)	BK	Left Top Engine	16
Injector-Fuel-No. 3 (4.7L)	BK	Left Top Engine	11
Injector-Fuel-No. 4 (3.7L)	BK	Right Top Engine	17
Injector-Fuel-No. 4 (4.7L)	BK	Right Top Engine	12
Injector-Fuel-No. 5 (3.7L)	BK	Left Top Engine	16
Injector-Fuel-No. 5 (4.7L)	BK	Left Top Engine	11
Injector-Fuel-No. 6 (3.7L)	BK	Right Top Engine	17
Injector-Fuel-No. 6 (4.7L)	BK	Right Top Engine	12
Injector-Fuel-No. 7 (4.7L)	BK	Left Top Engine	11
Injector-Fuel-No. 8 (4.7L)	BK	Right Top Engine	12
Lamp-Backup-Left	GY	Left Rear Lamp Assembly	43
Lamp-Backup-Right	GY	Right Rear Lamp Assembly	43
Lamp-Center Bezel	BK	At Center Stack	22, 26
Lamp-Dome-Front	WT	Headliner Front	N/S
Lamp-Dome-Rear	BK	Headliner Rear	N/S
Lamp-Fog-Left Front	BK	Left Front Fender	7
Lamp-Fog-Right Front	BK	Right Front Fender	2
Lamp-Headlamp-Left	DK GN	Left Front Headlamp Assembly	1, 7
Lamp-Headlamp-Right	DK GN	Right Front Headlamp Assembly	2

CONNECTOR NAME/ NUMBER	COLOR	LOCATION	FIG.
Lamp-High Mounted Stop	WT	Top of Liftgate	42
Lamp-License		At License Plate	N/S
Lamp-Park/Turn-Left Front	BK	At Left Headlamp Assembly	1, 7
Lamp-Park/Turn-Right Front	BK	At Right Headlamp Assembly	2
Lamp-Passenger Airbag On/Off Indicator	BK	Top of Center Stack	22, 26
Lamp-Tail/Stop/Turn-Left	BK	At Left Tail Lamp Assembly	43
Lamp-Tail/Stop/Turn-Right	BK	At Right Tail Lamp Assembly	43
Latch-Door-Left Front	BK	At Latch	38
Latch-Door-Left Rear	BK	Left Rear Door	39
Latch-Door-Right Front	BK	Right Front Door	37
Latch-Door-Right Rear	BK	Right Rear Door	39
Mirror-Inside Rearview C1	BK	Top Center Windshield	41
Mirror-Inside Rearview C2	BK	Top Center Windshield	41
Mirror-Outside Rearview- Driver	BK	Left Front Door	38
Mirror-Outside Rearview- Passenger	BK	Right Door	37
Module-Anti-lock Brakes	BK	Left Side Engine Compartment	6
Module-Brake Provision	BL	Lower Left Instrument Panel	4
Module-Electronic Overhead	BK	Front Headliner	N/S
Module-Front Control C1		Left Side Engine Compartment	5, 6
Module-Front Control C2	BK	Left Side Engine Compartment	5, 6
Module-Front Control IPM	BK	At Side of Power Distribution Module	N/S
Module-Fuel Pump	LT GY	Top of Fuel Tank	36
Module-Hands Free	LT GY	Left Side Instrument Panel	22, 32
Module-Heated Seat		Under Center Console	N/S
Module-Integrated Power C1		Left Side Engine Compartment	5
Module-Integrated Power C2		Left Side Engine Compartment	5
Module-Integrated Power C3		Left Side Engine Compartment	5
Module-Integrated Power C4		Left Side Engine Compartment	5
Module-Integrated Power C5		Left Side Engine Compartment	5
Module-Integrated Power Eyelet		Left Side Engine Compartment	10
Module-Occupant Classification C1	BK	Under Passenger Seat	30, 31
Module-Occupant Classification C2	BK	Under Passenger Seat	N/S
Module-Occupant Restraint Controller C1	YL	Below Center Console	30, 31
Module-Occupant Restraint Controller C2	YL	Below Center Console	22, 30, 31
Module-Powertrain Control C1	BK/BK	Right Engine Compartment	9

CONNECTOR NAME/ NUMBER	COLOR	LOCATION	FIG.
Module-Powertrain Control C2	BK/OR	Right Engine Compartment	9
Module-Powertrain Control C3	BK/NAT	Right Engine Compartment	3
Module-Powertrain Control C4	BK/GN	Right Engine Compartment	9
Module-Sentry Key Remote Entry	BK	At Steering Column	22, 29
Motor-Blower	BK	Front HVAC Unit	N/S
Motor-IAC (3.7L)	BK	At Throttle Body	16
Motor-IAC (4.7L)	BK	At Throttle Body	11
Motor-Window-Left Front	BK	Left Front Door	38
Motor-window-Left Rear	BK	Left Rear Door	39
Motor-Window-Right Front	BK	Right Front Door	37
Motor-Window-Right Rear	BK	Right Rear Door	39
Motor-Windshield Wiper		Left Rear Engine Compartment	4
Power Outlet-Console	GY	At Console	N/S
Power Outlet-Instrument Panel	GY	Center Stack	22, 26
Pump Washer-Windshield		Lower Right Front Engine Compartment	2
Radio Antenna	-	Rear of Radio	25
Radio C1	DK GY	Rear of Radio	22, 25
Radio C2	BK	Rear of Radio	22, 25
Receiver-Satellite	BK	Left Rear Floor	34, 35, 40
Receiver-Satellite Antenna No. 1	BL	Left Rear Floor	34, 35
Receiver-Satellite Antenna No. 2	WT	Left Rear Floor	34, 35
Resistor Block-Blower Motor	BK	Right Side HVAC Unit	19
Seat Belt-Tensioner-Driver	BK	Base of Left B-Pillar	30, 31
Seat Belt-Tensioner-Passenger	BK	Base of Right B-Pillar	30, 31
Sensor-Ambient Air Temperature	BK	Front Left of Engine Compartment	7
Sensor-Battery Temperature	BK	Battery Tray	7
Sensor-Brake Fluid Level	BK	Left Rear Engine Compartment	6
Sensor-Camshaft Position	GY	Right Front Side of Engine	13
Sensor-Crankshaft Position (3.7L)	BK	Right Front Rear Engine	15, 18
Sensor-Crankshaft Position (4.7L)	BK	Right Rear Engine	14, 15
Sensor-Engine Coolant Temperature	BK	Right Front Side of Engine	13
Sensor-Evaporator Temperature	WT	On HVAC Unit	N/S

CONNECTOR NAME/ NUMBER	COLOR	LOCATION	FIG.
Sensor-Front Impact-Left	DK GY	Left Front of Engine Compartment	7
Sensor-Front Impact-Right	DK GY	Right Front of Engine Compartment	2
Sensor-Input Speed	BK	Left Front of Transmission	14, 18
Sensor-Intake Air Temperature	DK GY	Top of Engine	11, 16
Sensor-Knock	BK	Left Rear of Engine	16
Sensor-Line Pressure	BK	Right Rear Transmission	14
Sensor-MAP	GY	Right Front Side of Engine	13
Sensor-Output Speed	BK	Left Rear of Transmission	14, 18
Sensor-Oxygen-Left Front (3.7L)	GY	Left Front of Transmission	15
Sensor-Oxygen-Left Front (4.7L)		Left Front of Transmission	14, 15, 18
Sensor-Oxygen-Left Rear		Left Rear of Transmission	14, 15, 18
Sensor-Oxygen-Right Front		Right Front of Transmission	14,15, 18
Sensor-Oxygen-Right Rear		Right Rear of Transmission	14, 15, 18
Sensor-Seat Track Position-Driver	DK GY	Under Driver Seat	N/S
Sensor-Seat Track Position-Passenger	DK GY	Right Side Under Passenger Seat	N/S
Sensor-Seat Weight-Left Front	BK	Left Front Under Passenger Seat	N/S
Sensor-Seat Weight-Left Rear	BK	Left Rear Under Passenger Seat	N/S
Sensor-Seat Weight-Right Front	BK	Right Front Under Passenger Seat	N/S
Sensor-Seat Weight-Right Rear	BK	Right Rear Under Passenger Seat	N/S
Sensor-Side Impact-Left 1		Left Side Near B-Pillar	30, 31
Sensor-Side Impact-Right 1		Right Side Near B-Pilar	30, 31
Sensor-Sun	BK	Top of Instrument Panel	27
Sensor-Throttle Position (3.7L)	NAT	At Throttle Body	16
Sensor-Throttle Position (4.7L)	NAT	At Throttle Body	11
Sensor-Transmission Range	LT GN	Left Side of Transmission	18
Sensor-Washer Fluid Level	GY	Lower Right Front Engine Compartment	2
Sensor-Wheel Speed-ABS-Left Front		Left Front Wheel	6
Sensor-Wheel Speed-ABS-Rear		Near Right Rear Wheel by Crossmember	36
Sensor-Wheel Speed-ABS-Right Front		Right Front Wheel	3
Servo-Speed Control	BK	Right Front Engine Compartment	2
Solenoid-Brake Transmission Shift Interlock		Near Steering Column	22, 29

CONNECTOR NAME/ NUMBER	COLOR	LOCATION	FIG.
Solenoid-EVAP/Purge		Left Rear Engine Compartment	3
Speaker-Left Front Door		Lower Left Front Door	38
Speaker-Left Rear		Lower Left Rear Cab	40
Speaker-Left Rear Door		Left Rear Door	39
Speaker-Right Front Door		Lower Right Front Door	37
Speaker-Right Rear		At Right Rear Door	30
Speaker-Right Rear Door		At Right Rear Door	39
Speaker-Tweeter-Left Front (Premium)		Left Front Door	38
Speaker-Tweeter-Right Front (Premium)		Right Front Door	37
Starter		Left Rear Engine	10
Switch and Lamp-Glove Box			21
Switch-Back Up Lamp		Right Rear Transmission	15
Switch-Clutch Interlock		Lower Left Instrument Panel	4
Switch-Headlamp	BK	Left Side of Instrument Panel	22
Switch-Heated Seat-Driver		Center Console	N/S
Switch-Heated Seat- Passenger		Center Console	N/S
Switch-Horn		In Steering Wheel	28
Switch-Ignition		At Steering Column	22, 29
Switch-Mirror		Left Front Door	38
Switch-Multifunction		At Steering Column	22, 29
Switch-Oil Pressure		Left Front of Engine	12, 17
Switch Parking Brake		Left Side Instrument Panel	32
Switch-Passenger Airbag On/Off		Center Stack	22, 26
Switch-Power Window-Left Rear		Left Rear Door	39
Switch-Power Window-Right Rear		Right Rear Door	39
Switch-Remote Radio-Left		Steering Wheel	N/S
Switch-Remote Radio-Right		Steering Wheel	N/S
Switch-Seat Belt-Driver		Under Driver Seat	N/S
Switch-Seat-Driver		Side of Driver Seat	N/S
Switch-Speed Control-Left	BK	Left Steering Wheel	28
Switch-Speed Control-Right	BK	Right Steering Wheel	28
Switch-Stop Lamp		Left Lower Instrument Panel	22, 29
Switch-Tow/Haul Overdrive		Lower Left Instrument Panel	22
Switch-Transfer Case Selector	BK	Center of Instrument Panel	22, 26
Switch-Window/Door Lock-Driver C1		Left Front Door	38

CONNECTOR NAME/ NUMBER	COLOR	LOCATION	FIG.
Switch-Window/Door Lock-Driver C2		Left Front Door	38
Switch-Window/Door Lock-Driver Express C1		Left Front Door	38
Switch-Window/Door Lock-Driver Express C2		Left Front Door	38
Switch-Window/Door Lock-Passenger		Right Front Door	37
Transducer-A/C Pressure	GY	Right Front Engine Compartment	2
Wiring-Trailer Tow 4-Way	BK	Near Rear Bumper	N/S
Wiring-Trailer Tow 7-Way	BK	Center Rear Bumper	36

**GROUNDS**

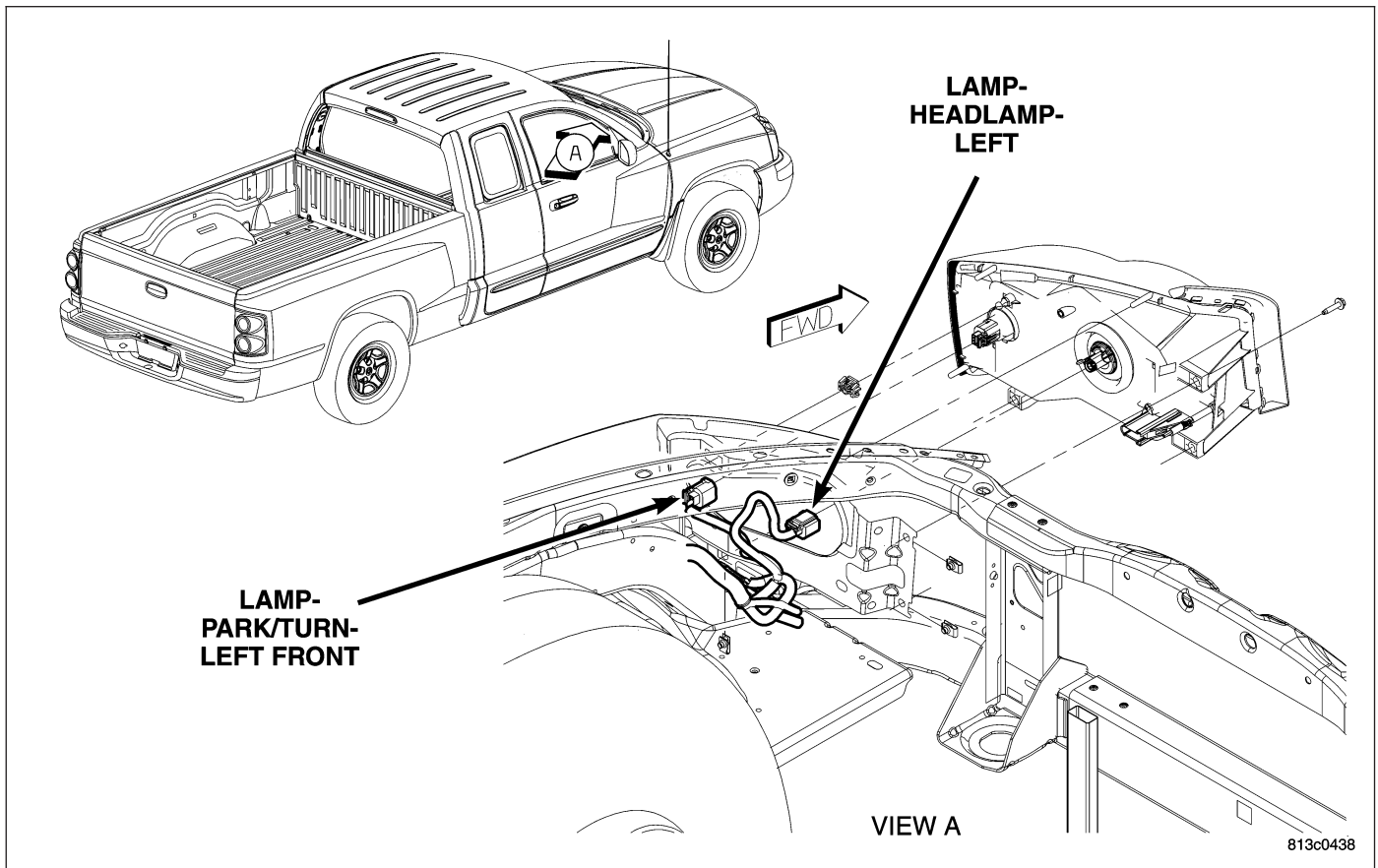
GROUND	LOCATION	FIG.
G100	Left Front Engine Compartment	7
G101	Left Front Engine Compartment	N/S
G102	Left Front Engine Compartment	7
G103	Right Front Engine Compartment	2
G105	Left Front of Engine	12, 17
G106	Left Side Engine Compartment	9
G107	Right Side Engine Compartment	9
G108	Lower Right Front Engine	13
G200	Left Side Instrument Panel	22
G201	Right Side Instrument Panel	21, 24
G202	Right Side Instrument Panel	21, 24
G300	Front Center Body	30, 31
G301	Left Front Body	30, 31, 32
G302	Lower Right Rear Engine Compartment	8, 36



**SPLICES**

<b>SPLICE</b>	<b>LOCATION</b>	<b>FIG.</b>
S100	Left Side Engine Compartment	6
S101	Left Side Engine Compartment	6
S102	Left Side Engine Compartment	6
S103	Left Side Engine Compartment	6
S104	Left Side Engine Compartment	6
S105	Left Side Engine Compartment	6
S106	Left Rear Engine Compartment	4
S107	Left Rear Engine Compartment	4
S108	Left Rear Engine Compartment	4
S109	Left Side Engine Compartment	5
S110	Left Side Engine Compartment	5
S111	Left Rear Engine Compartment	4
S112	Engine Compartment	N/S
S113	Engine Compartment	N/S
S114	Right Side Engine Compartment	3
S115	Right Side Engine Compartment	3
S116	Right Side Engine Compartment	3
S117	Left Side Engine	11, 16
S118	Rear of Engine	14, 15, 16
S119	Top of Transmission	14, 15
S120	Top of Transmission	14 15
S121	Top of Transmission	14, 15, 18
S122	Top of Transmission	14, 15, 18
S123	Right Top Engine	12, 17
S124	Right Top Engine	12, 17
S125	Right Rear Engine Compartment	9, 17
S126	Right Rear Engine Compartment	9, 17
S127	Right Top Engine	12, 17
S128	Right Side Engine Compartment	9
S129	Left Top Engine	10
S130	Left Top Engine	10
S200	Lower Left Instrument Panel	22
S201	Left Instrument Panel	20
S202	Left Instrument Panel	20
S203	Left Instrument Panel	20
S204	Left Instrument Panel	20
S205	Left Instrument Panel	20
S206	Left Instrument Panel	20
S207	Left Instrument Panel	20
S208	Left Instrument Panel	20
S209	Left Instrument Panel	20

SPLICE	LOCATION	FIG.
S210	Left Instrument Panel	20
S211	Center Instrument Panel	20
S212	Center Instrument Panel	20
S213	Right Instrument Panel	20
S214	Headliner	N/S
S215	Headliner	N/S
S216	Headliner	N/S
S300	Left Front Body	30, 31, 32
S301	Left Front Body	30, 31, 32
S302	Left Front Body	30, 31, 32
S303	Left Front Body	30, 31, 32
S304	Left Front Body	30, 31, 32
S305	Left Front Body	30, 31, 32
S306	Center Body	30, 31
S307	Center Body	30, 31
S308	Left Front Body Under Driver Seat	30, 31
S309	Left Front Body Under Driver Seat	30, 31
S310	Left Front Body Under Driver Seat	30, 31
S311	Left Front Body	30
S312	In T/O for Left Rear Lamps	43
S313	Left Rear Chassis	36
S314	Left Rear Chassis	36
S315	Left Rear Chassis	36
S316	Left Rear Chassis	36
S317	Left Rear Chassis	36
S318	Left Rear Chassis	36
S320	Chassis	N/S
S321	Left Front Door	38
S322	Left Front Door	38
S323	Left Front Door	38
S324	Right Front Door	37



**Fig. 1 LEFT FRONT LAMP ASSEMBLY**

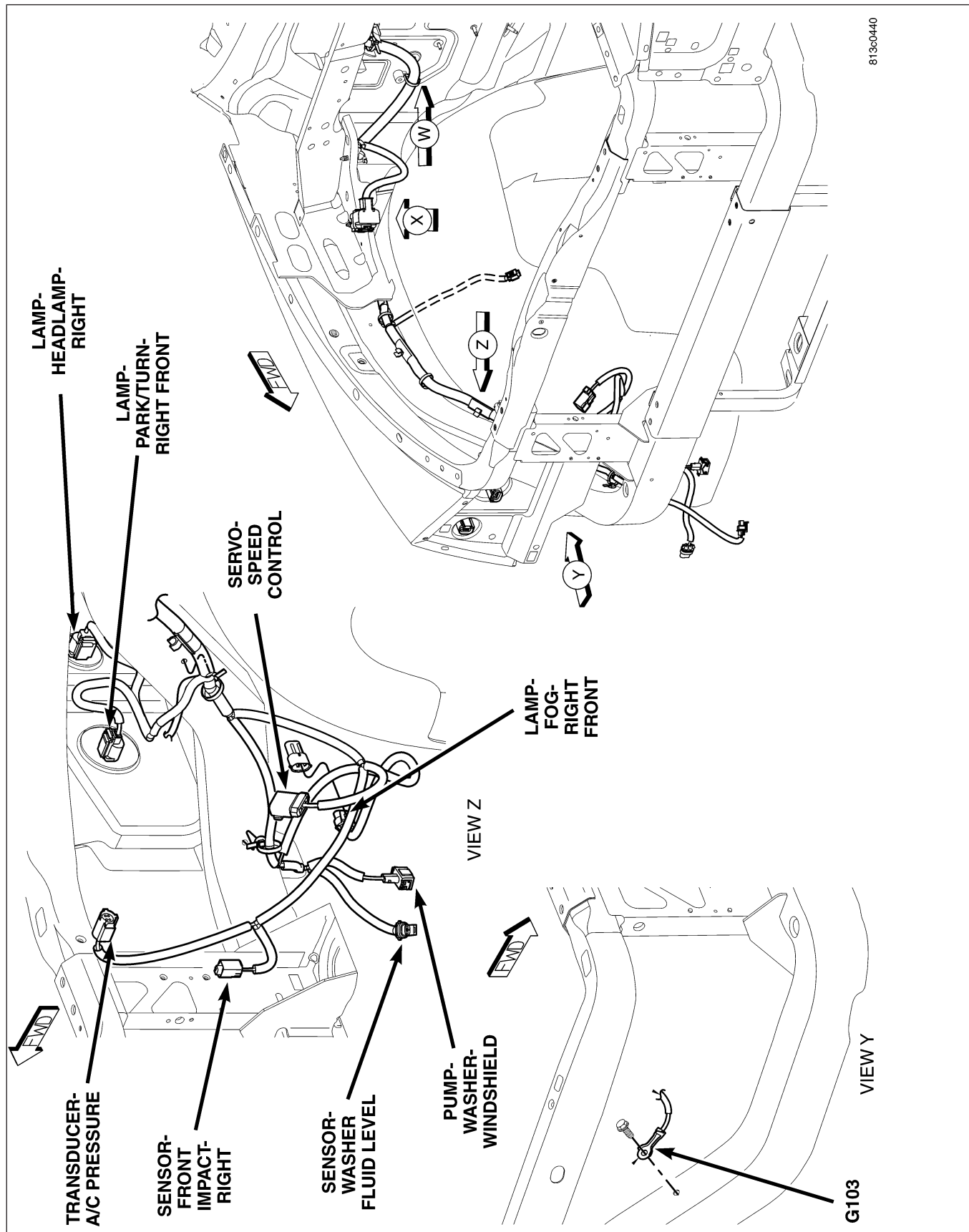
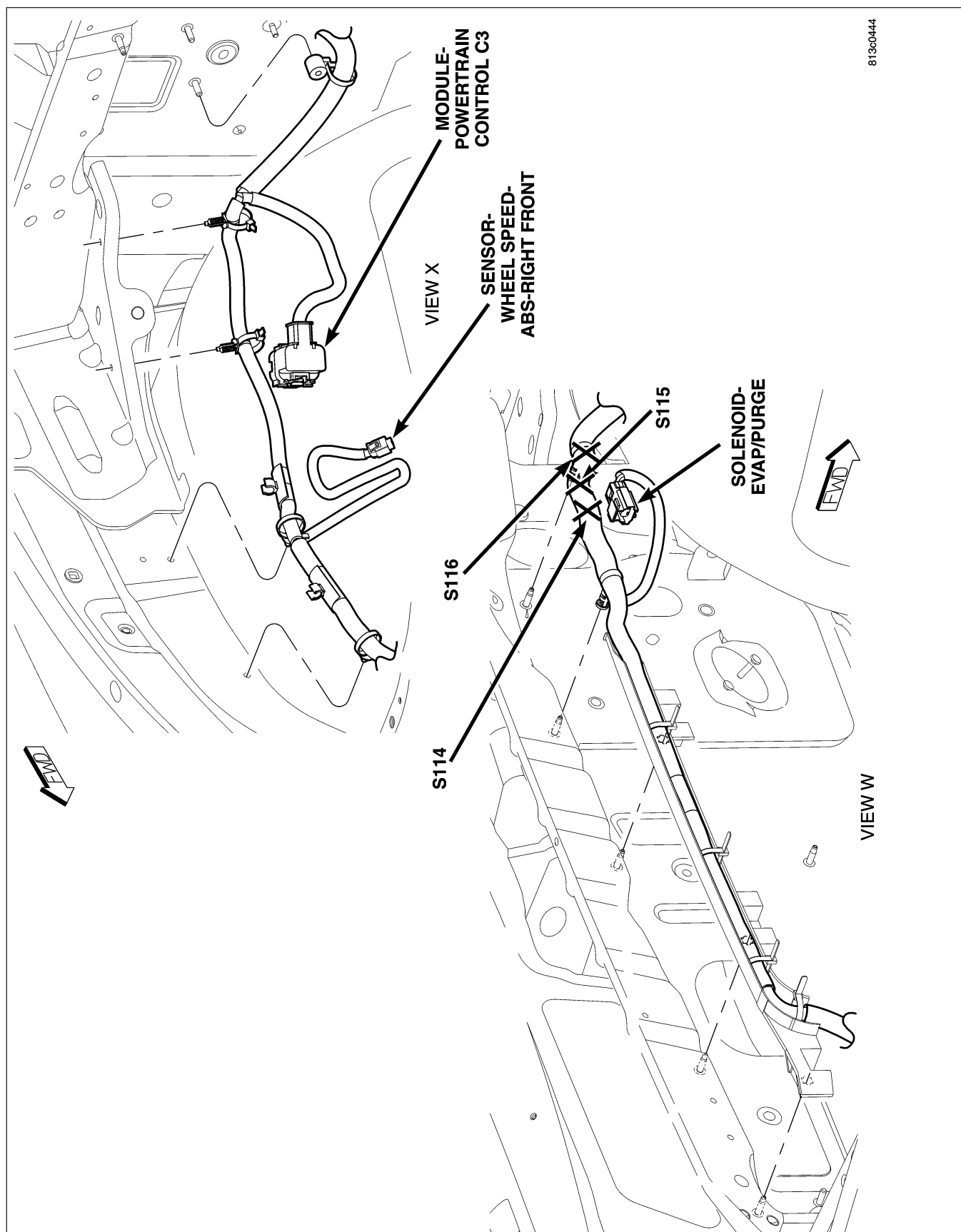


Fig. 2 RIGHT FRONT ENGINE COMPARTMENT



**Fig. 3 REAR ENGINE COMPARTMENT**

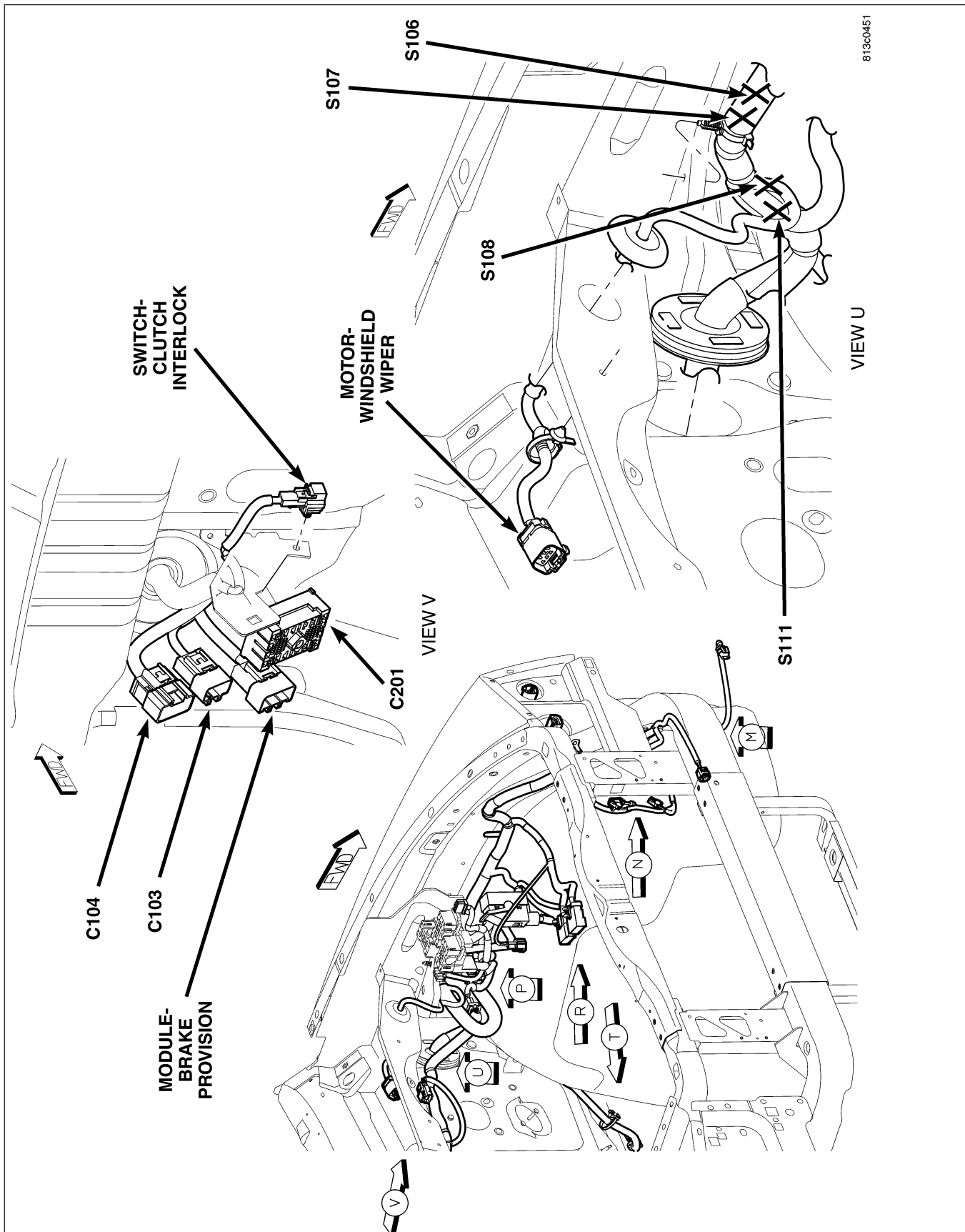


Fig. 4 LEFT REAR ENGINE COMPARTMENT

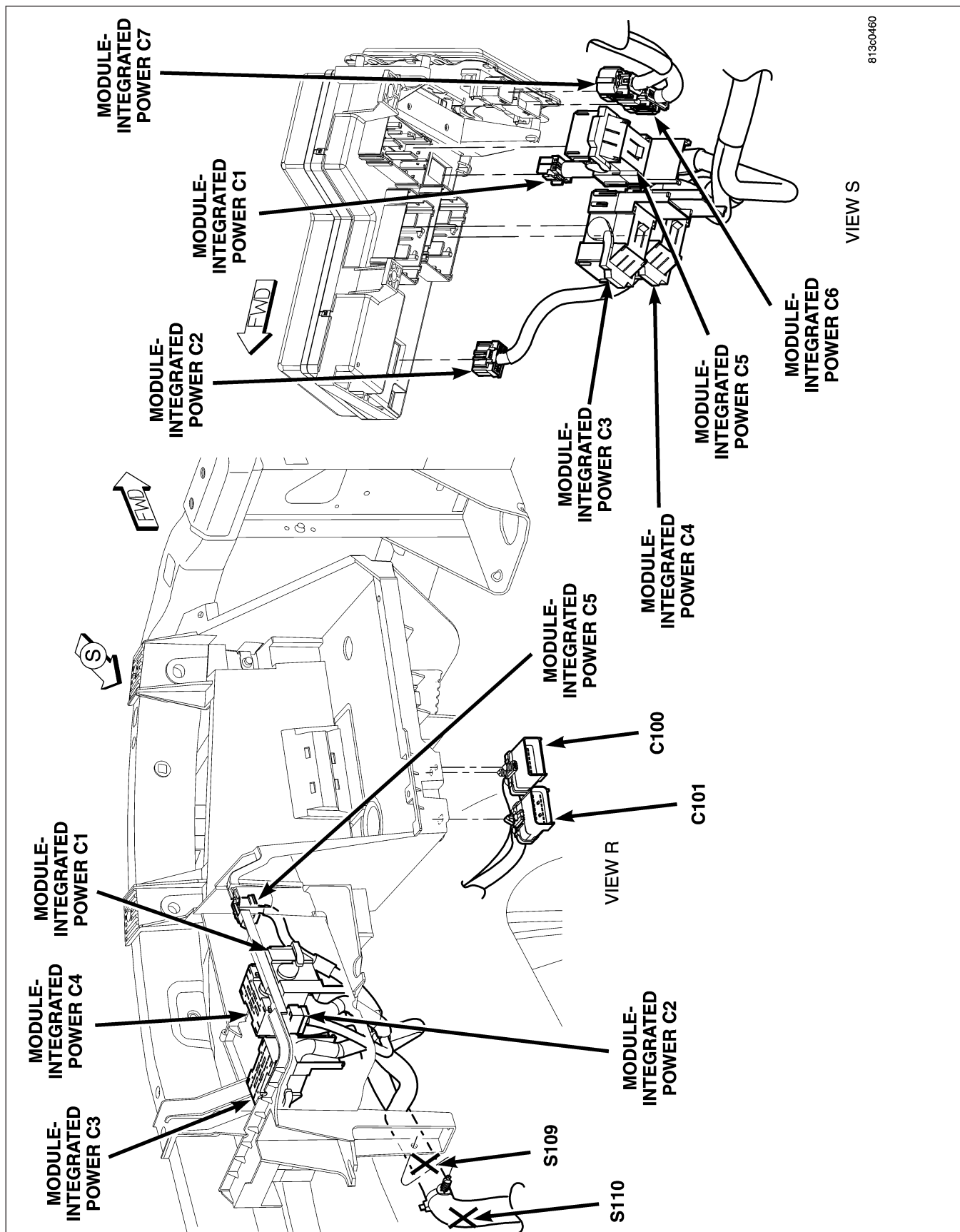


Fig. 5 LEFT SIDE ENGINE COMPARTMENT

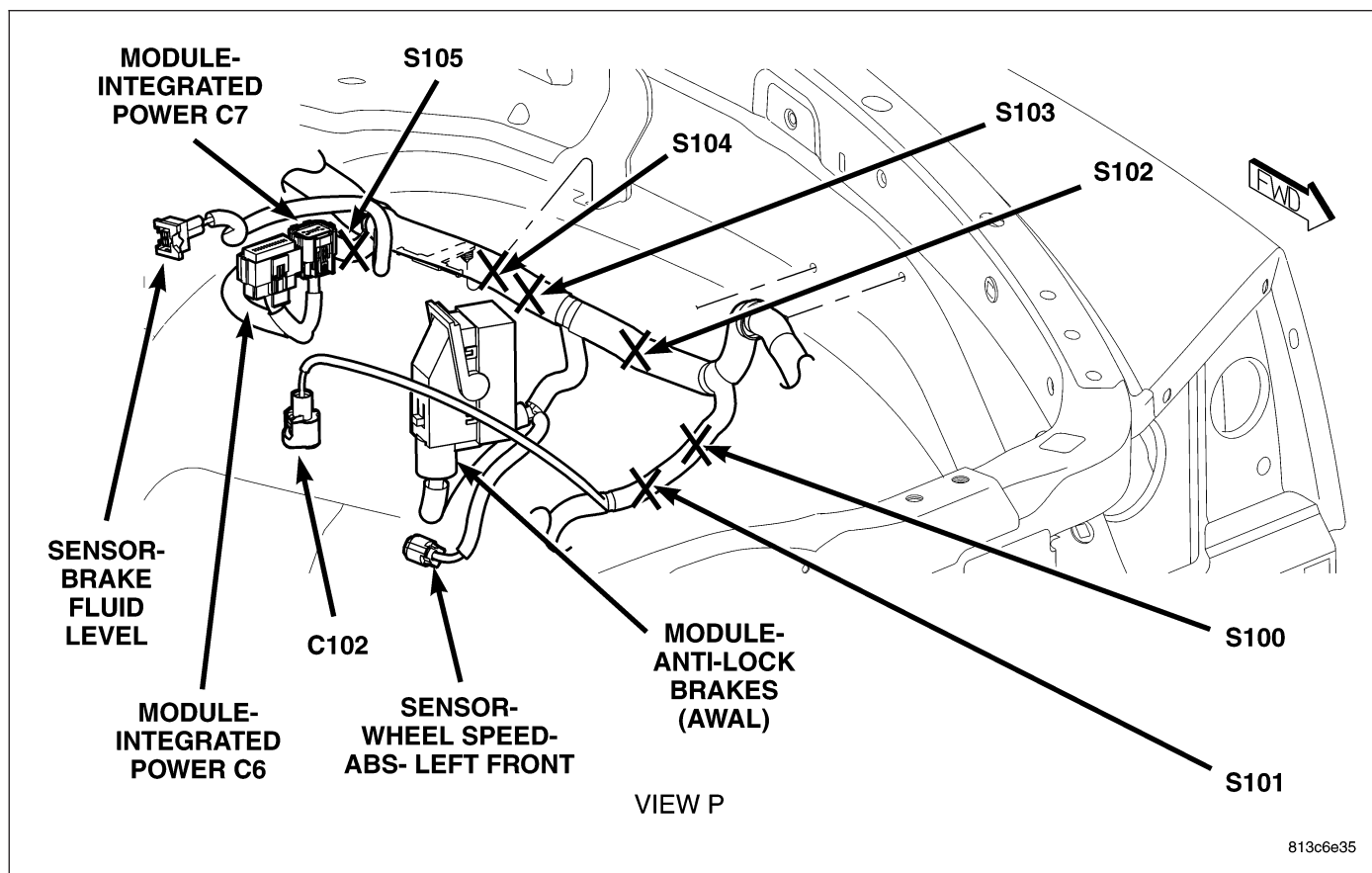


Fig. 6 LEFT ENGINE COMPARTMENT

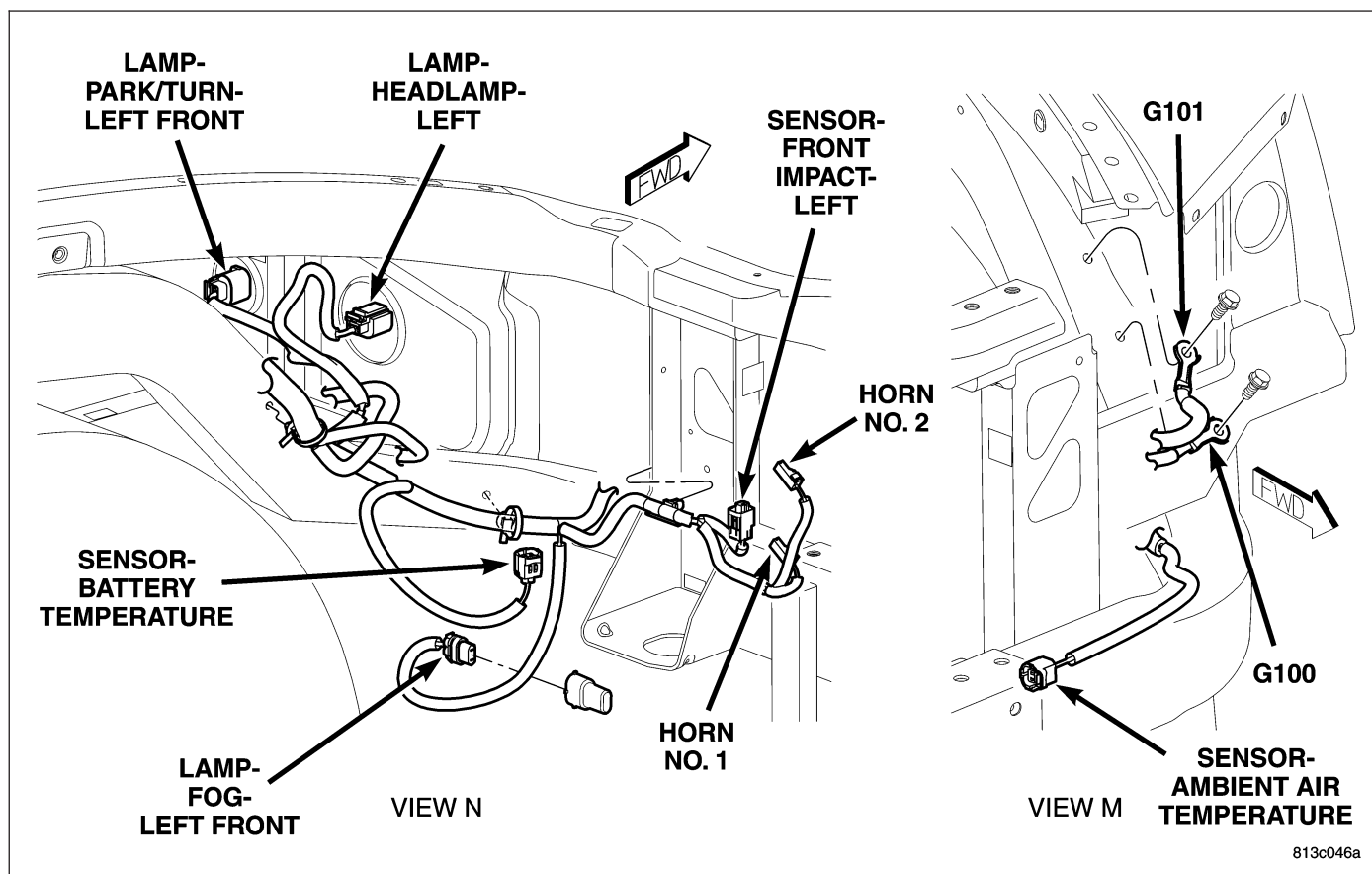
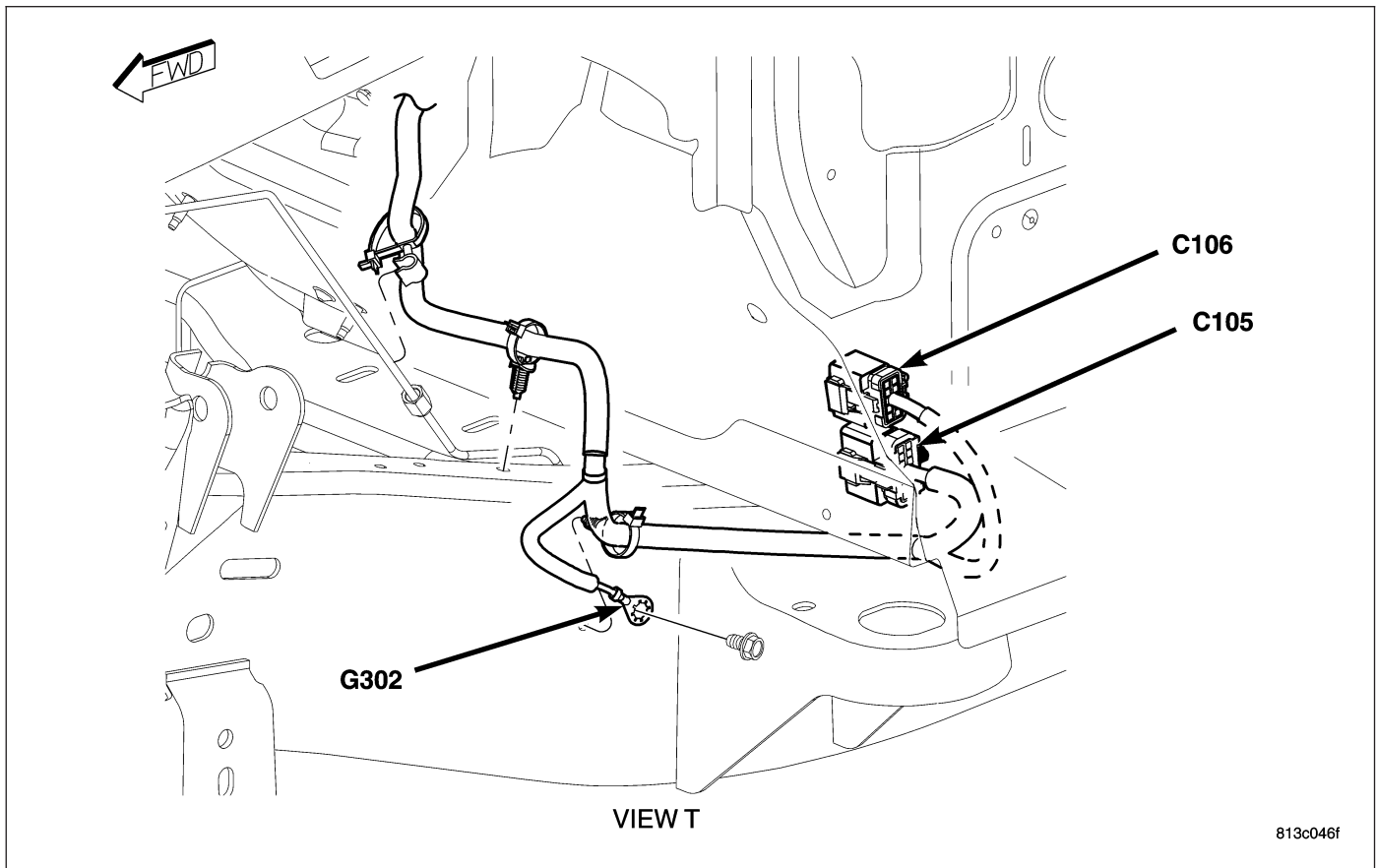


Fig. 7 LEFT FRONT ENGINE COMPARTMENT





**Fig. 8 LOWER RIGHT REAR ENGINE COMPARTMENT**



**Fig. 9 ENGINE COMPARTMENT**

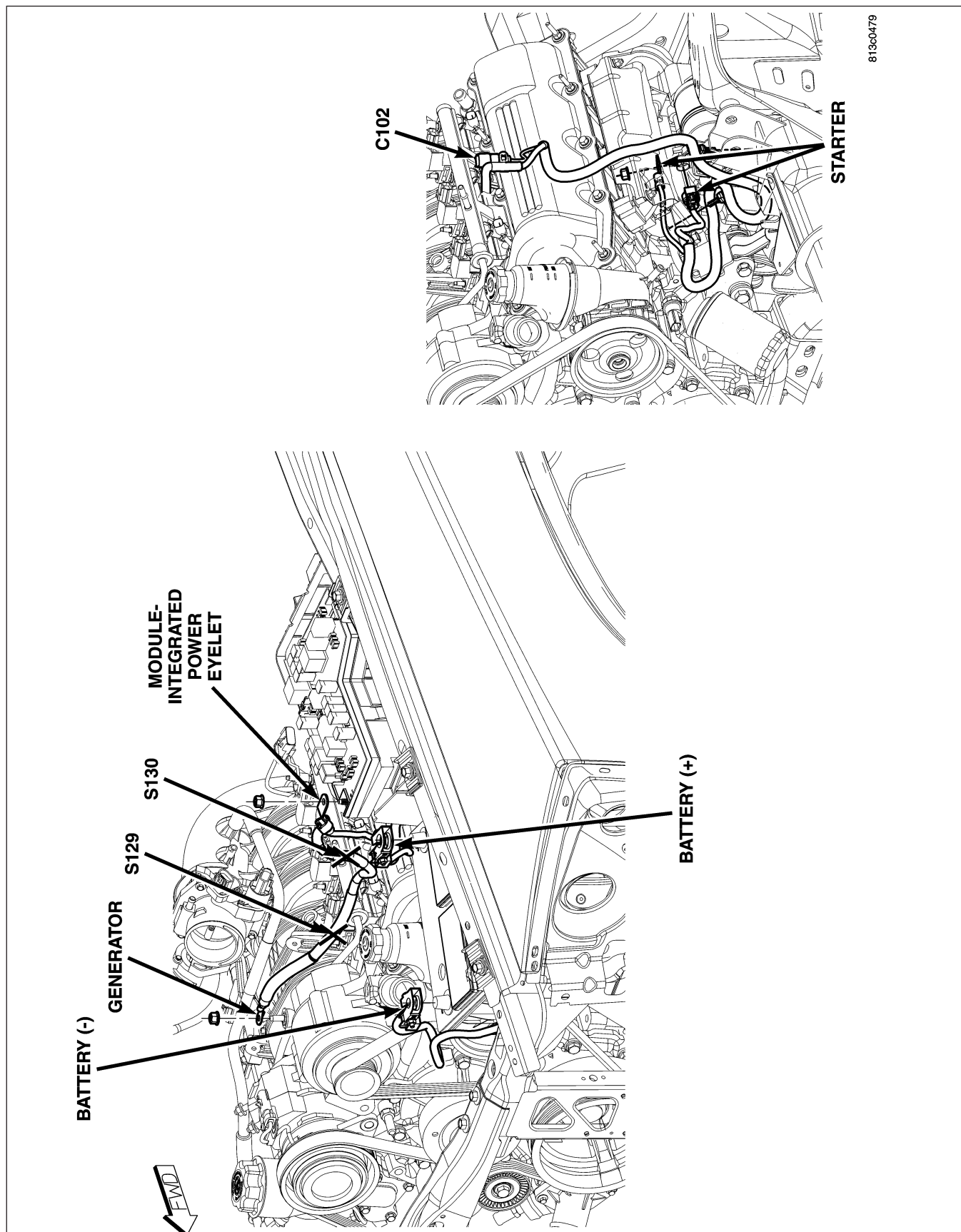


Fig. 10 LEFT FRONT ENGINE

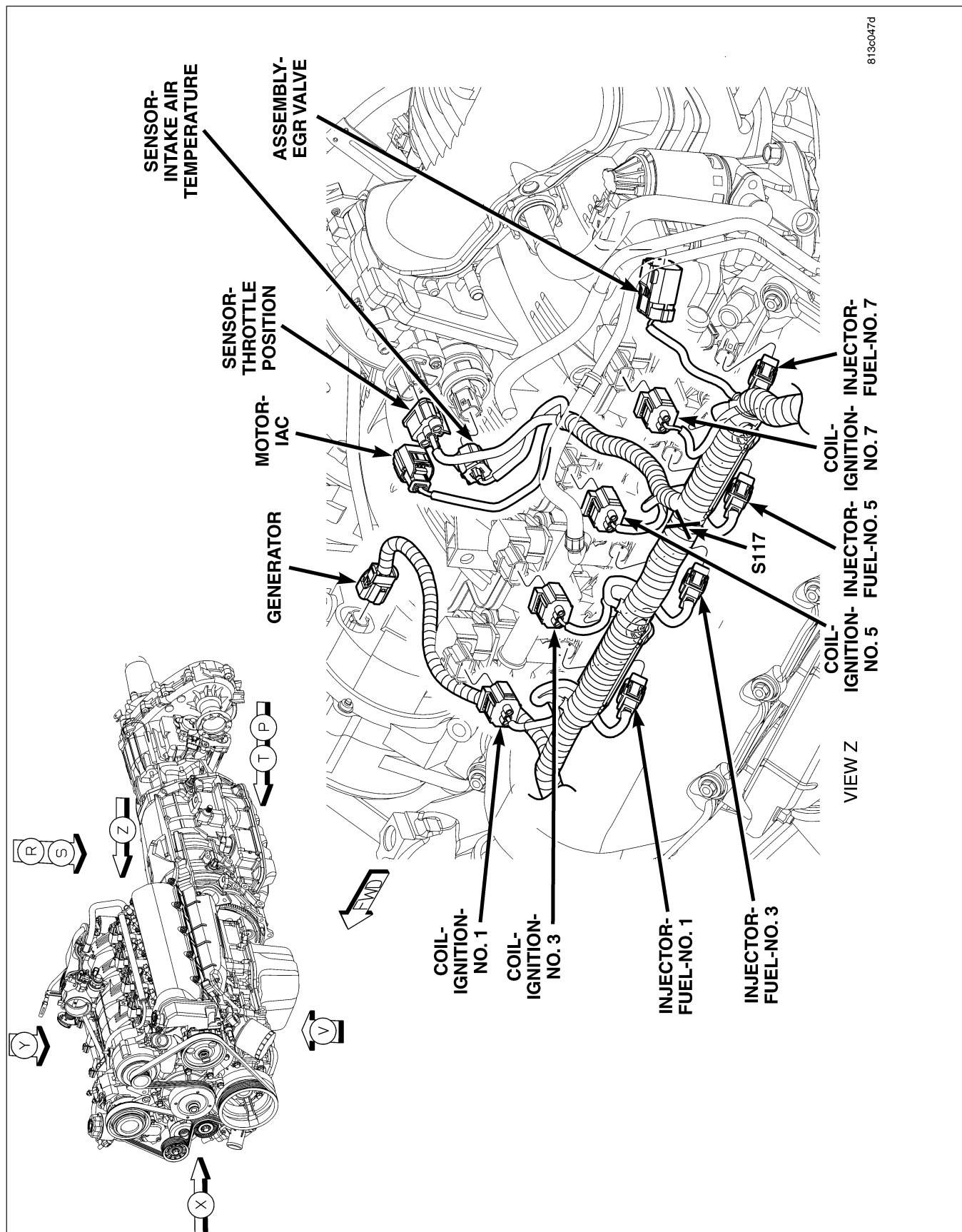
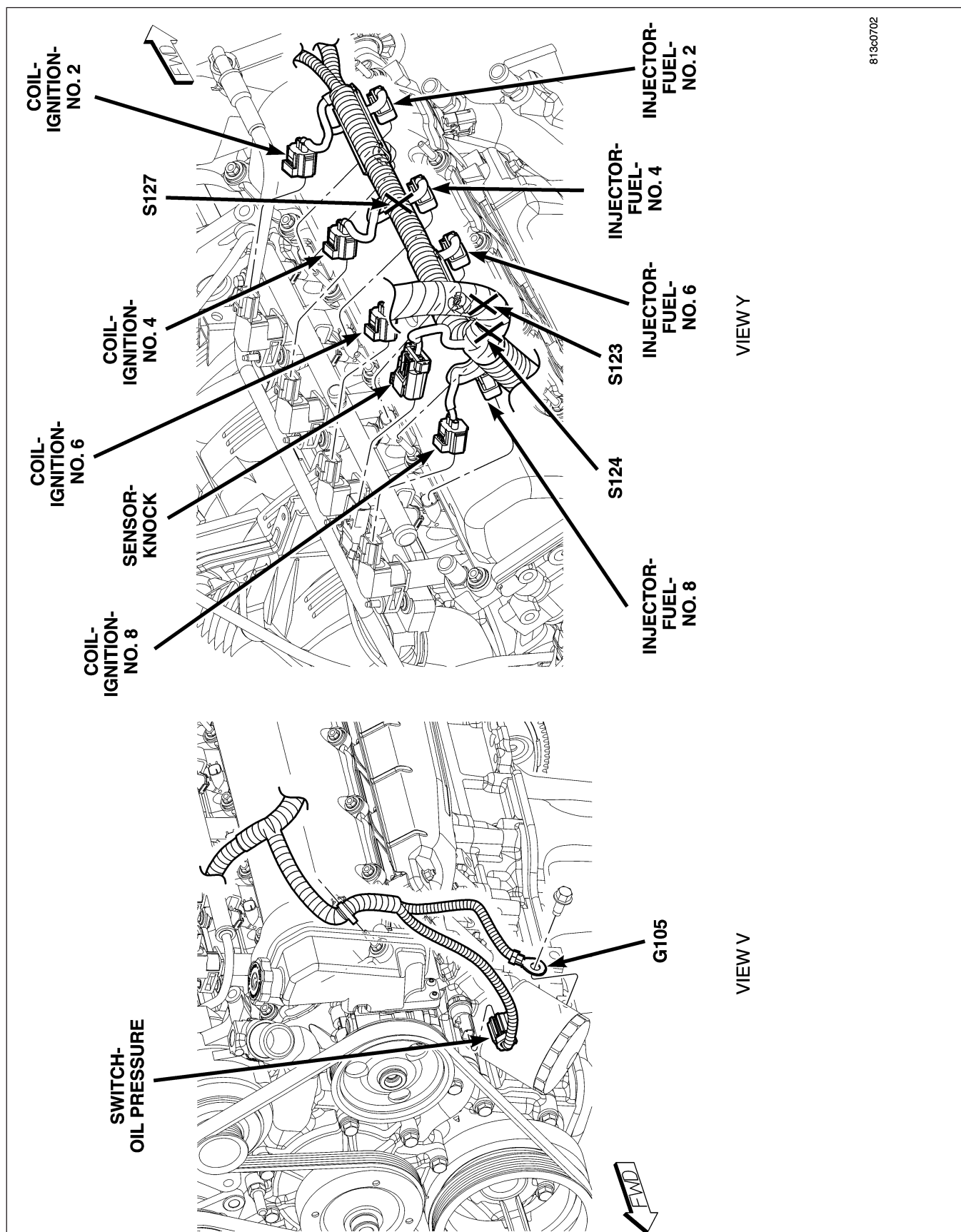


Fig. 11 UPPER LEFT ENGINE (4.7L)





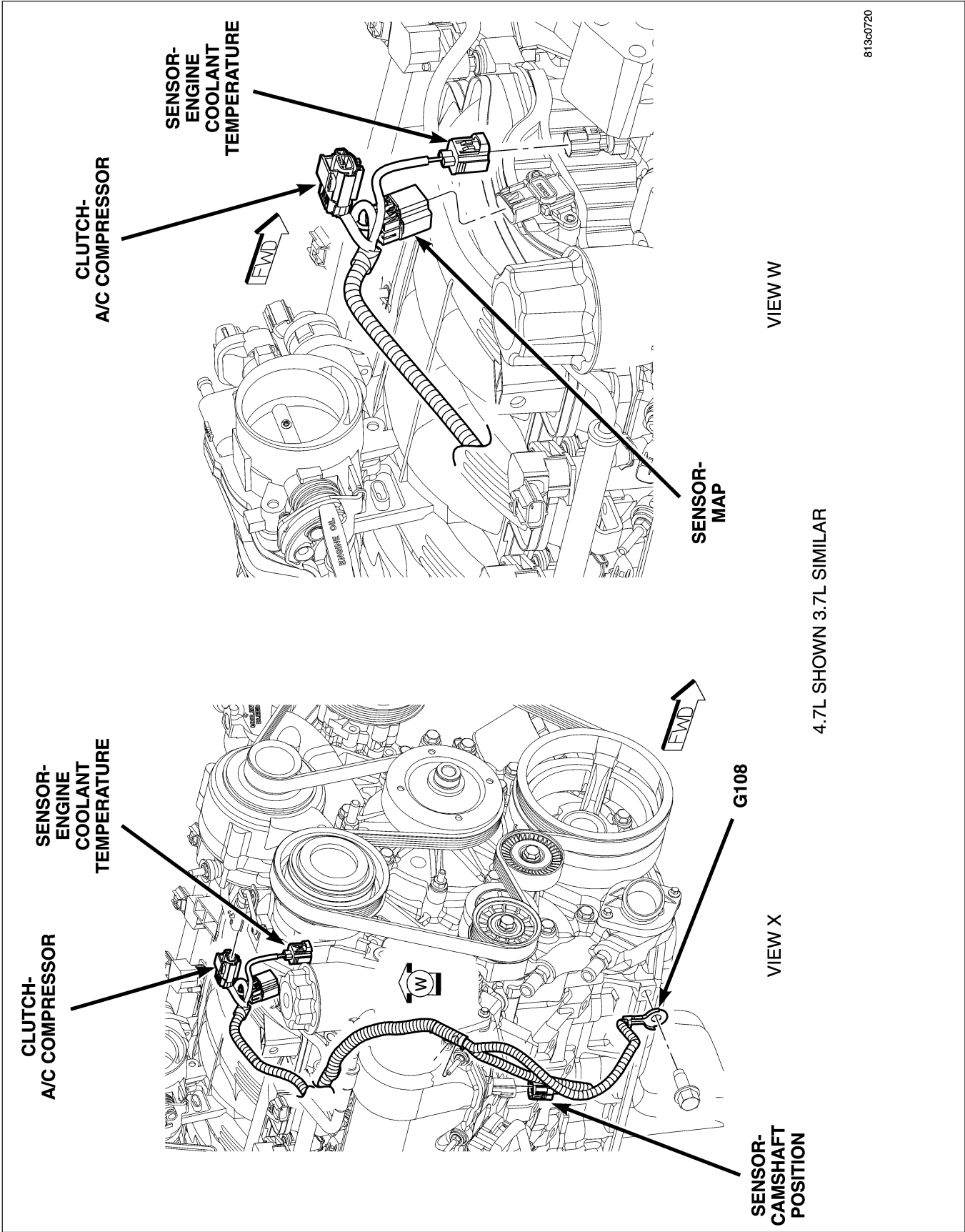
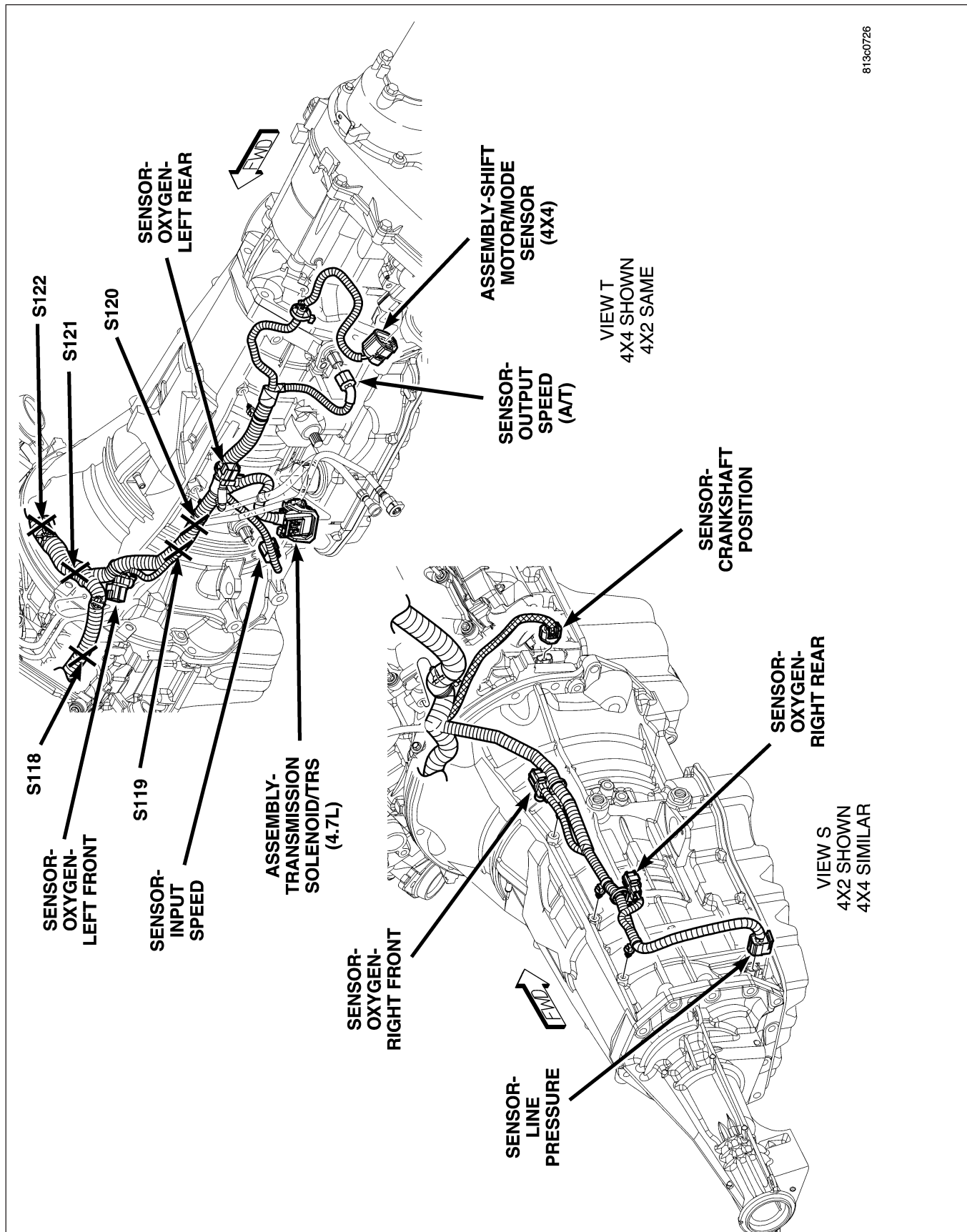


Fig. 13 RIGHT FRONT ENGINE



813c0726

Fig. 14 AUTOMATIC TRANSMISSION (4.7L)

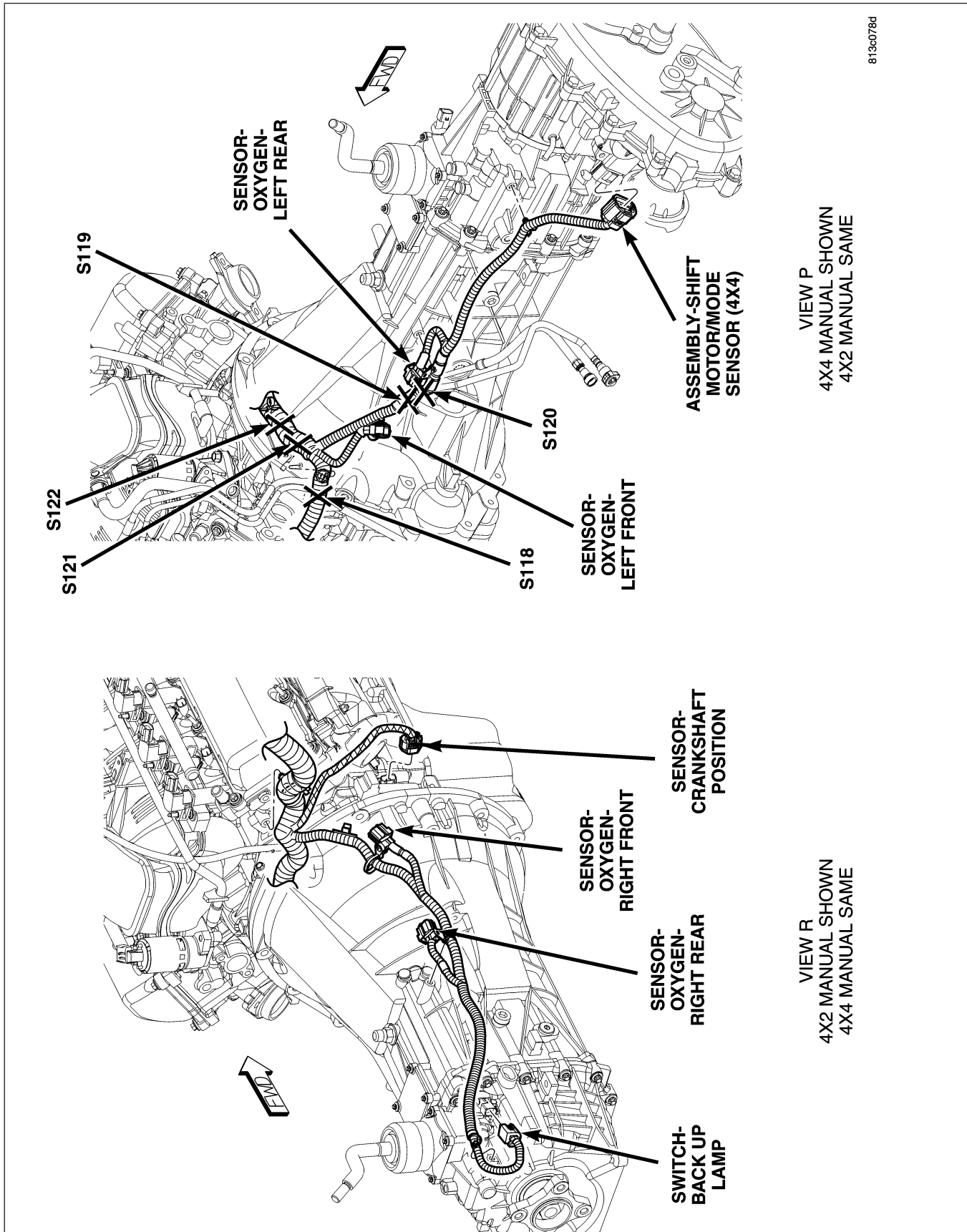


Fig. 15 MANUAL TRANSMISSION



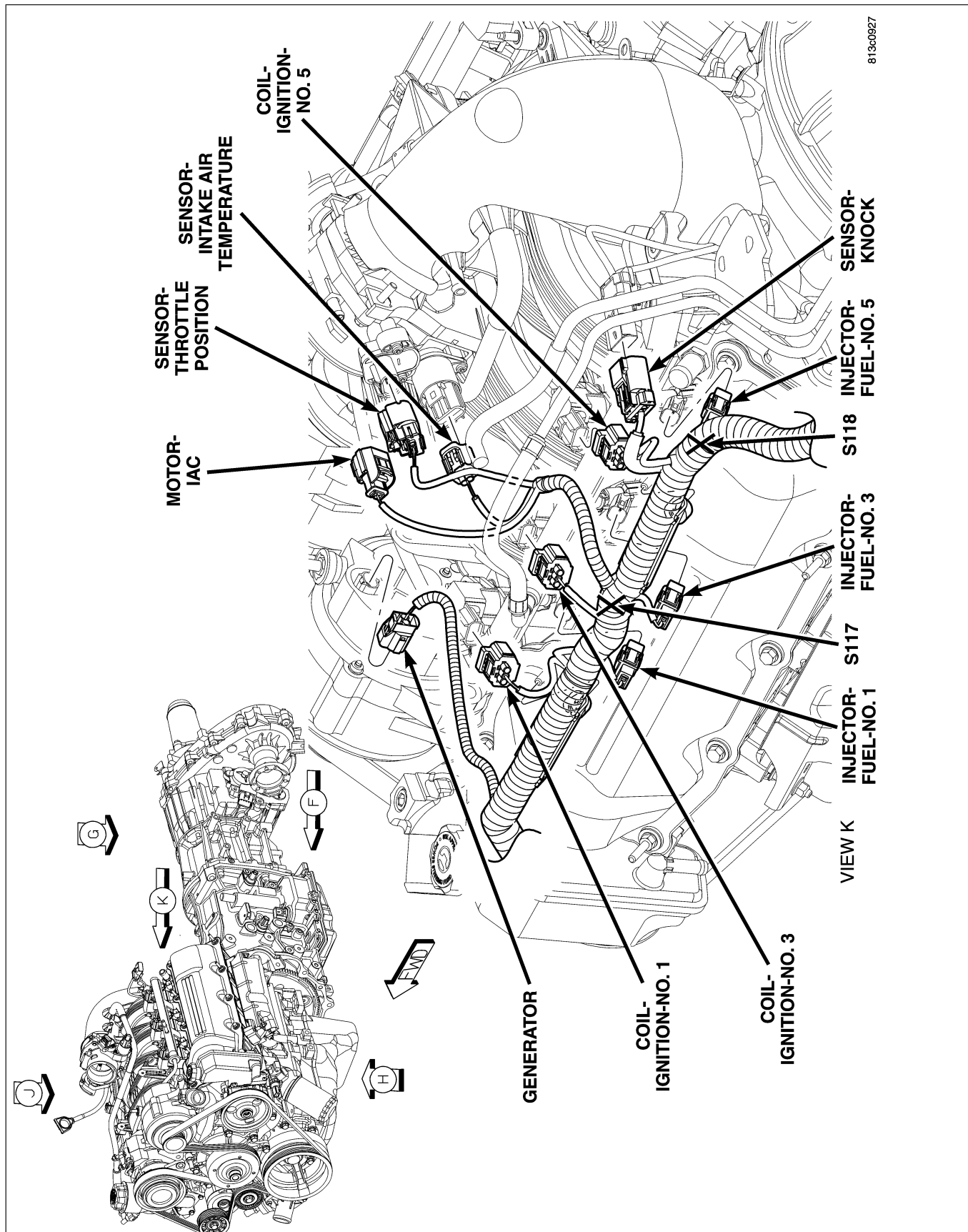


Fig. 16 LEFT REAR ENGINE (3.7L)

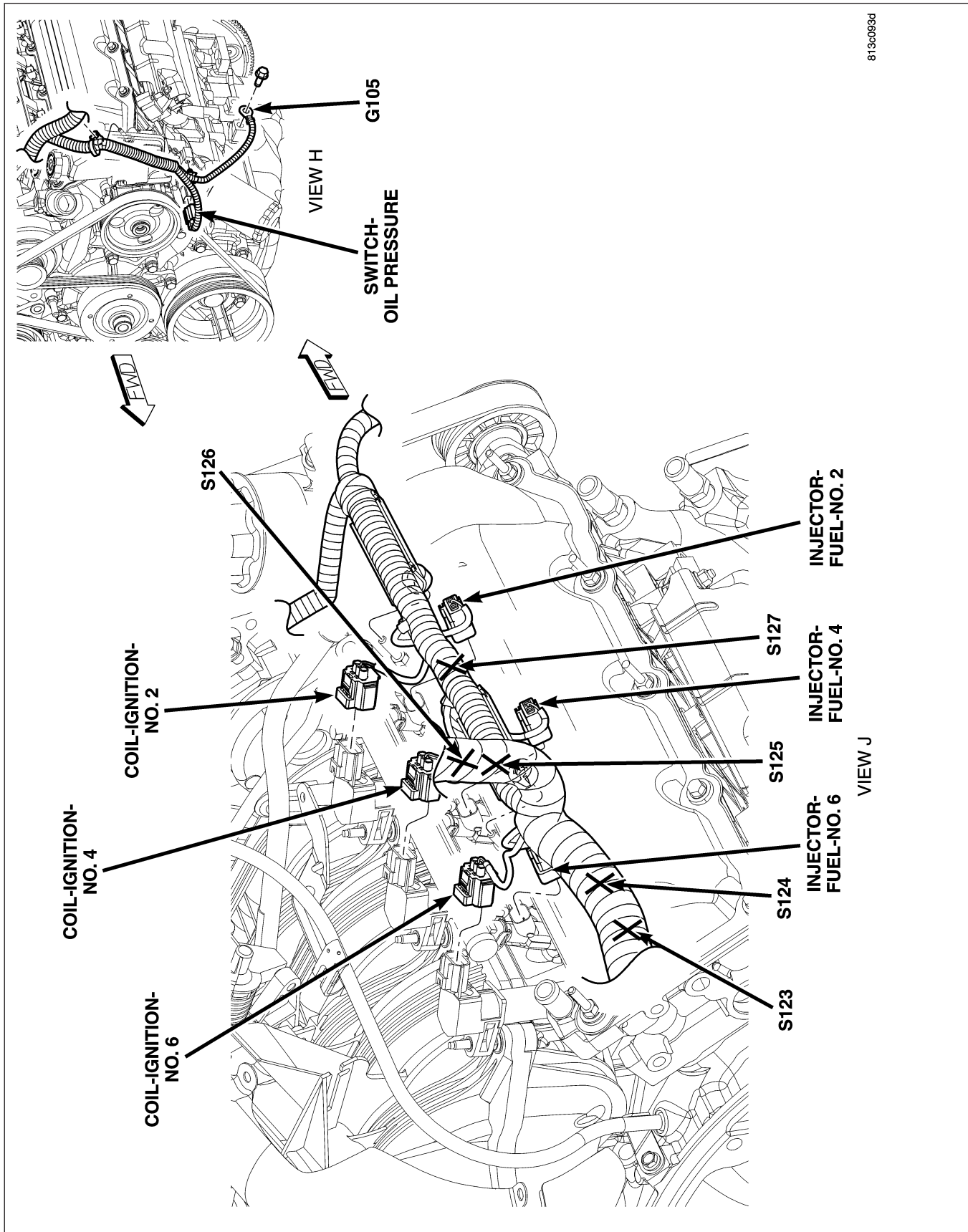


Fig. 17 LEFT FRONT AND RIGHT TOP ENGINE (3.7L)

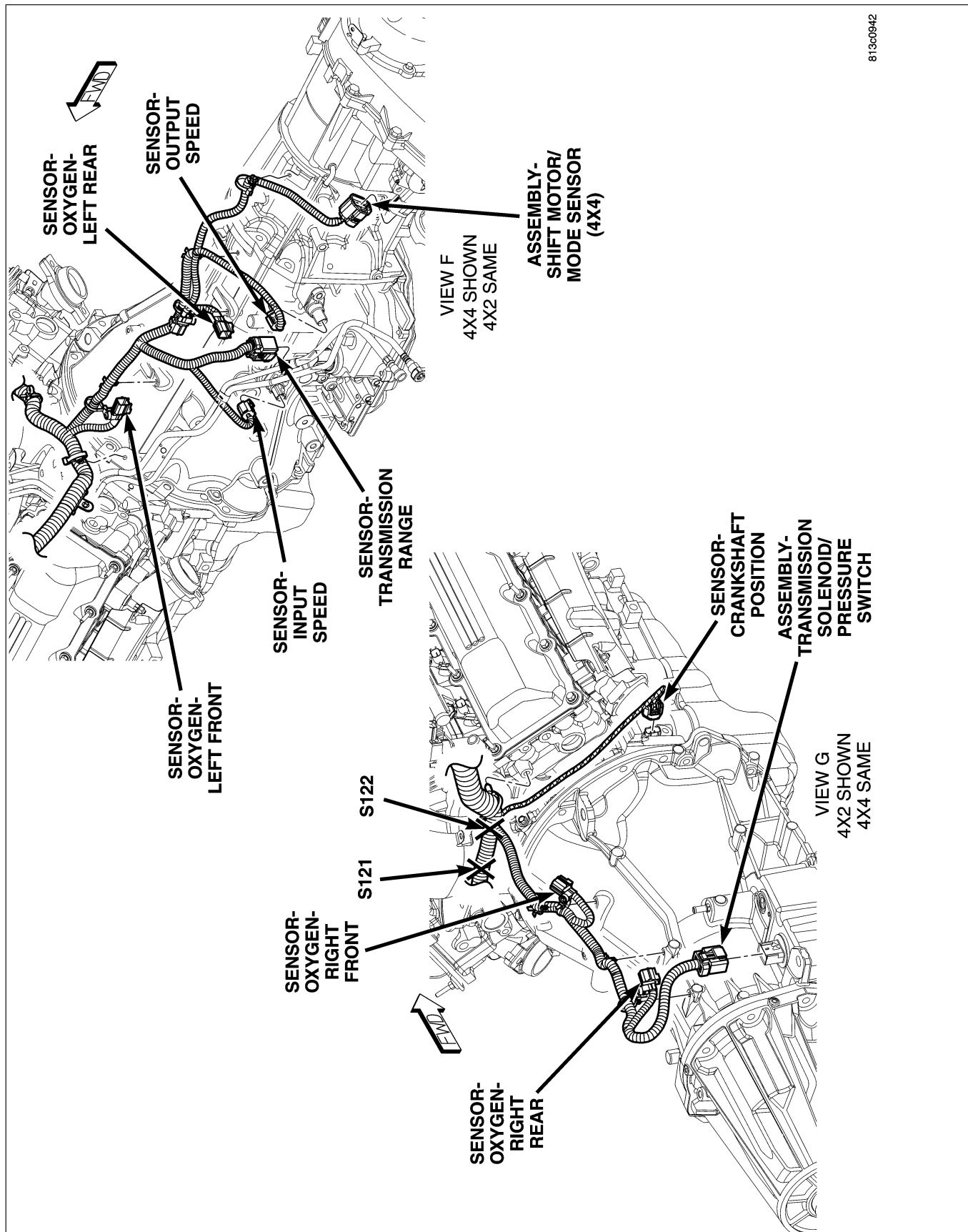


Fig. 18 AUTOMATIC TRANSMISSION (3.7L)

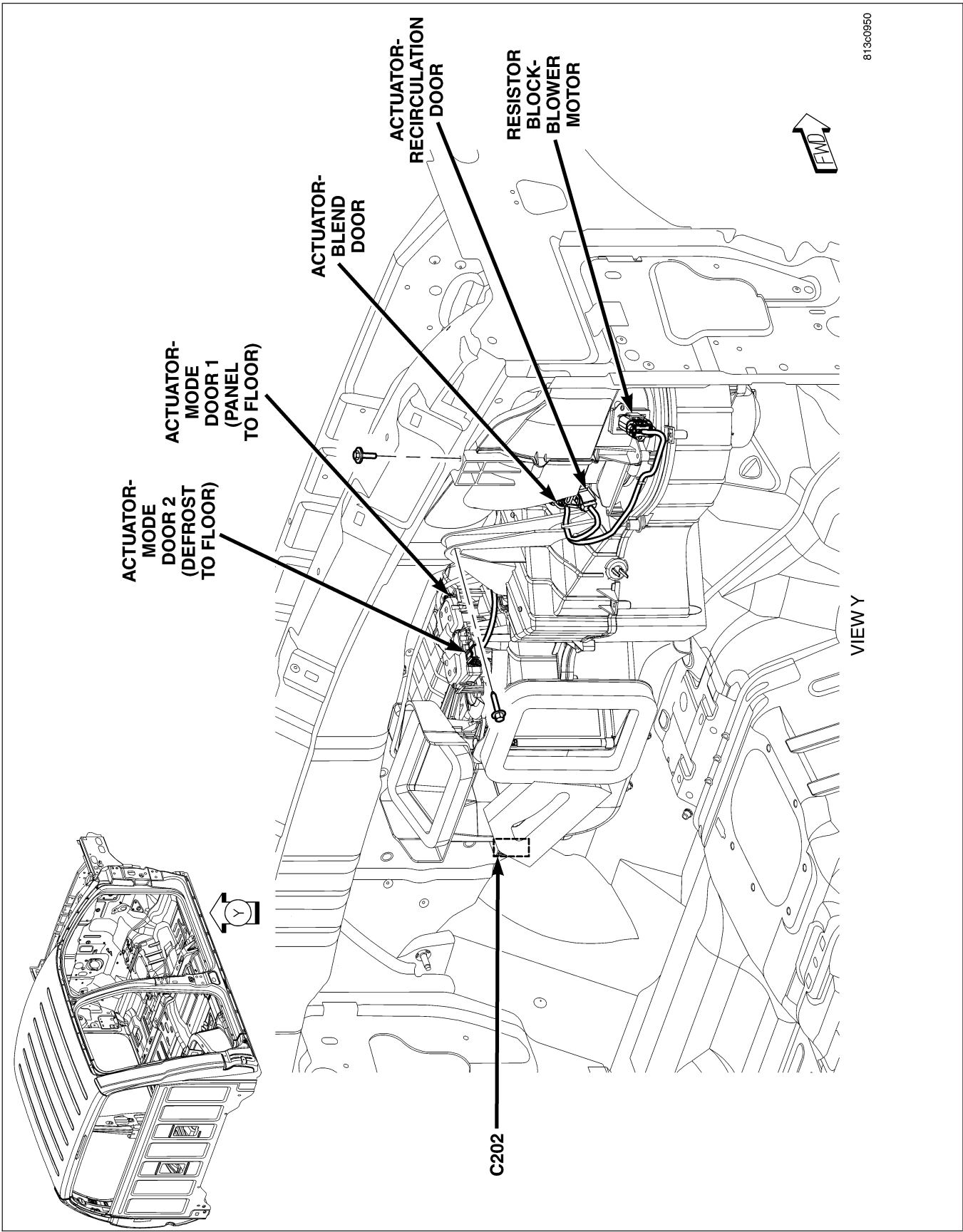


Fig. 19 HVAC UNIT



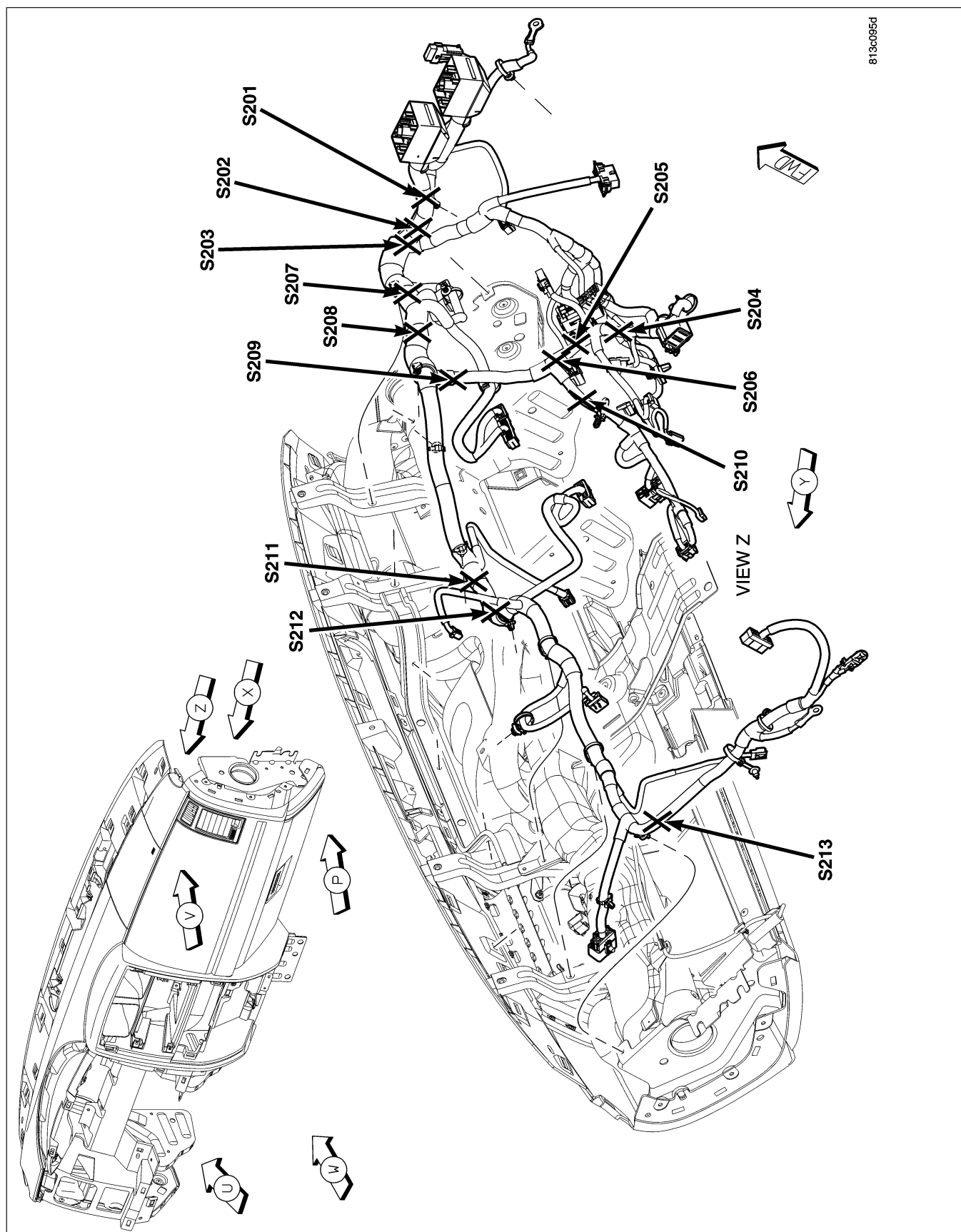


Fig. 20 INSTRUMENT PANEL

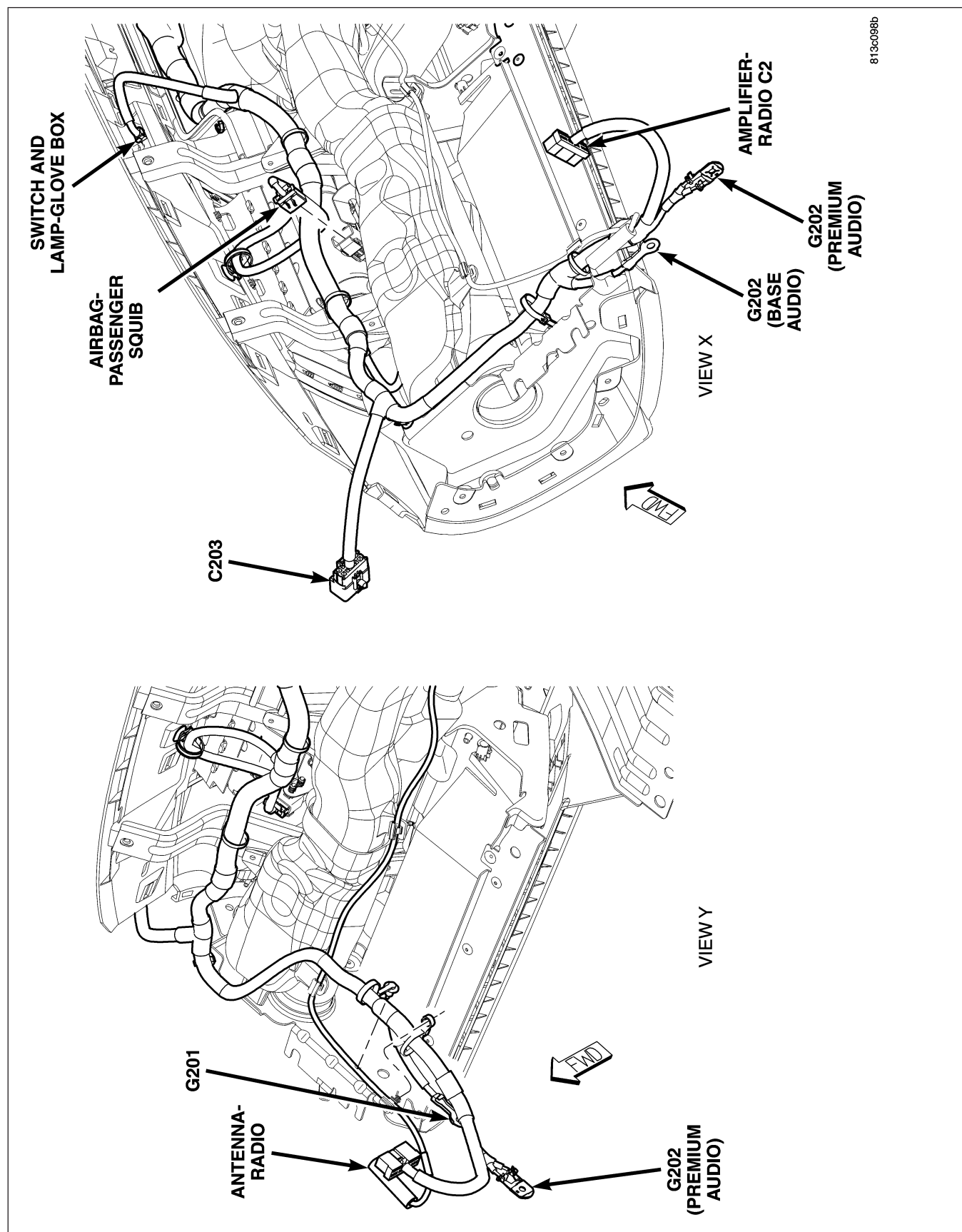


Fig. 21 RIGHT SIDE INSTRUMENT PANEL

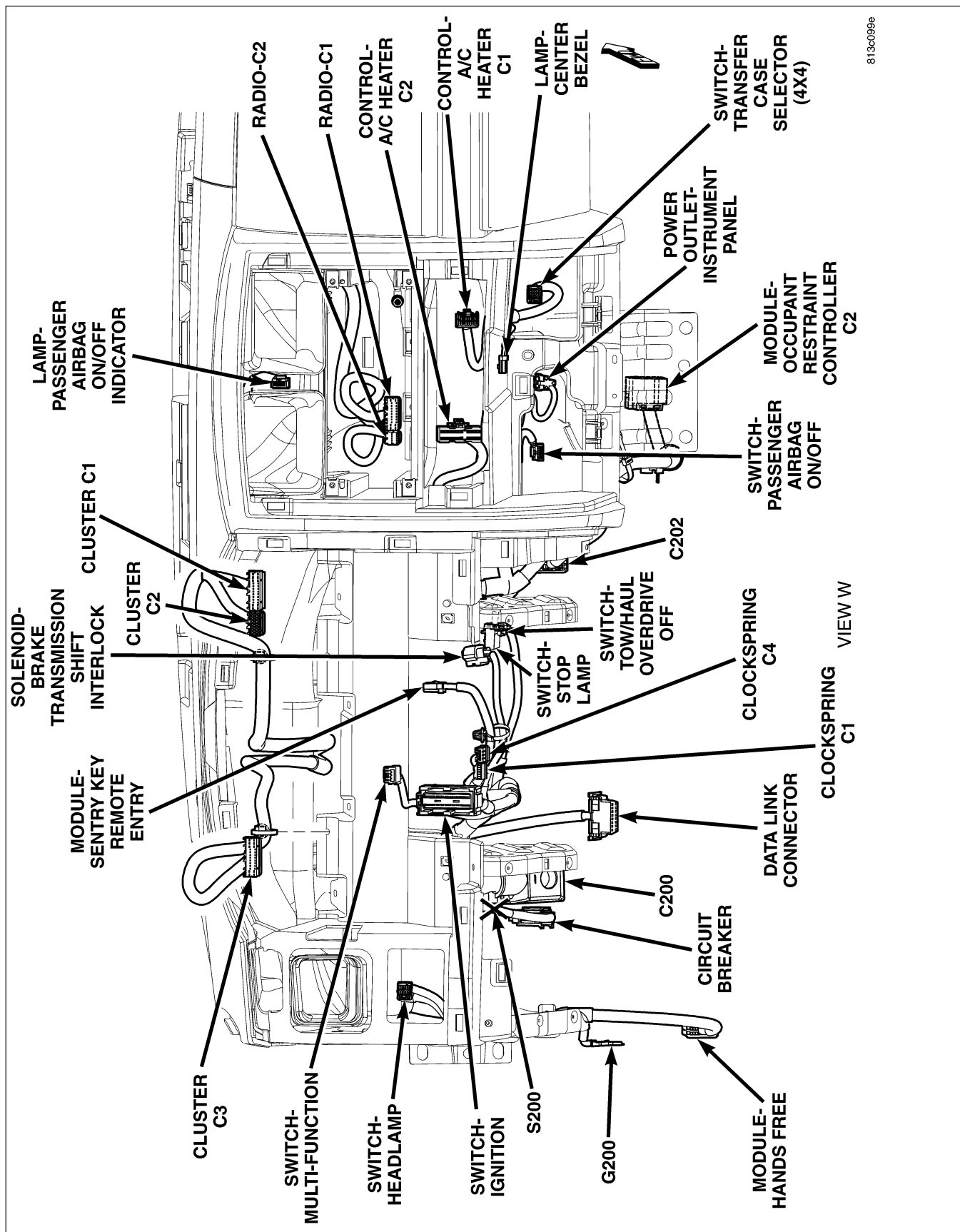


Fig. 22 LEFT FRONT INSTRUMENT PANEL

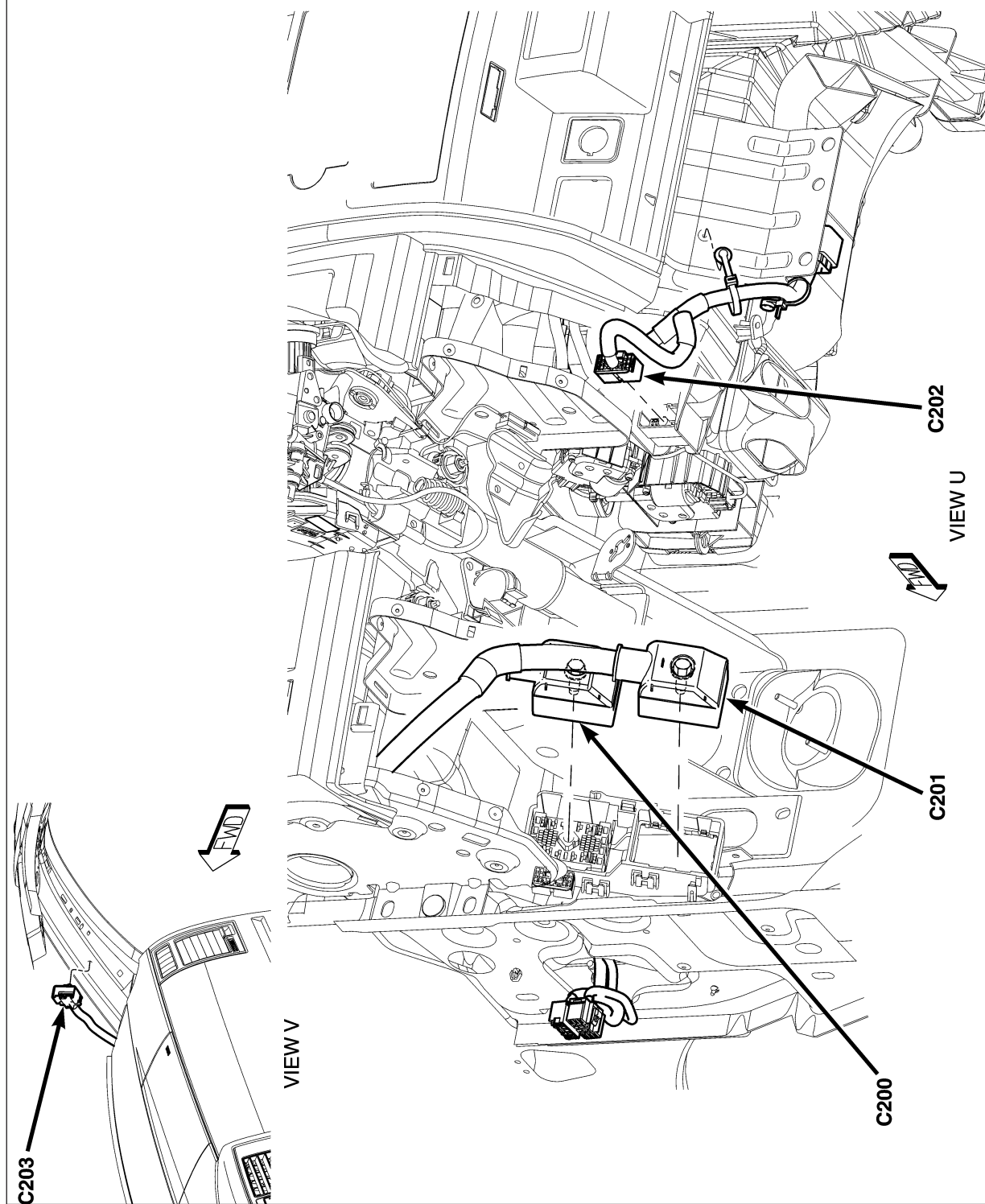
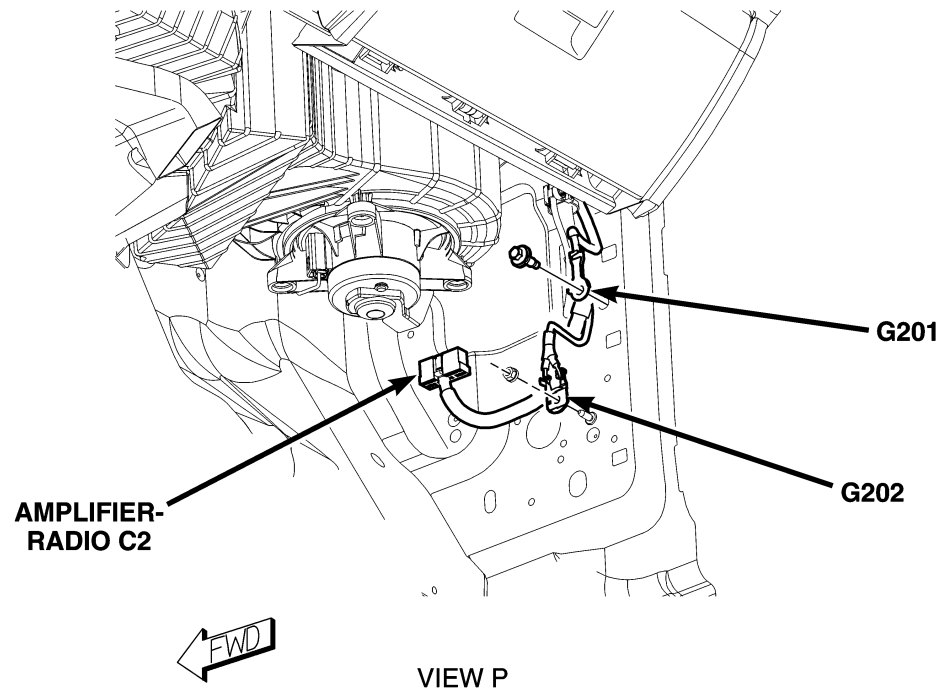


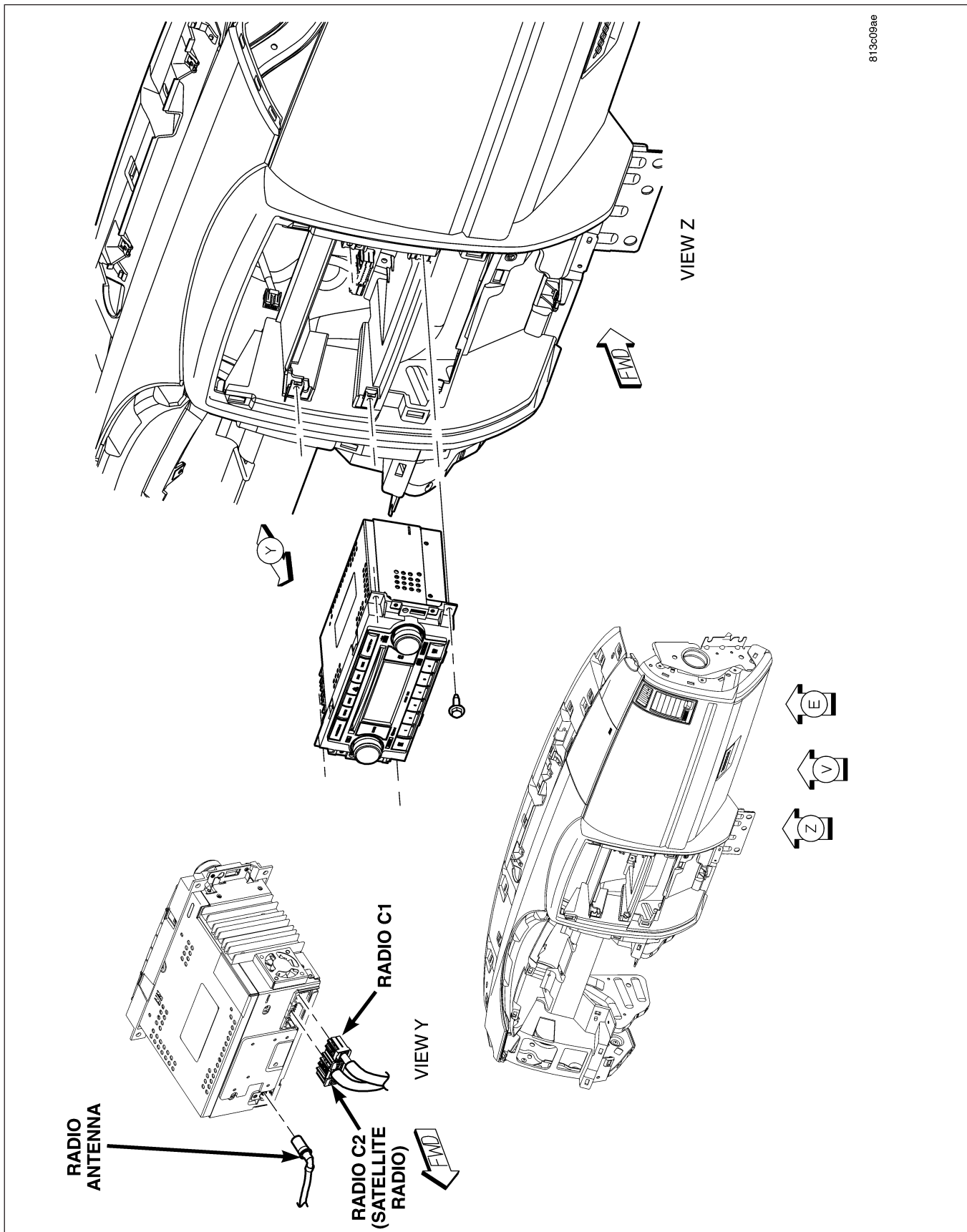
Fig. 23 LOWER LEFT INSTRUMENT PANEL





813c09aa

**Fig. 24 LOWER RIGHT INSTRUMENT PANEL**



**Fig. 25 RADIO**

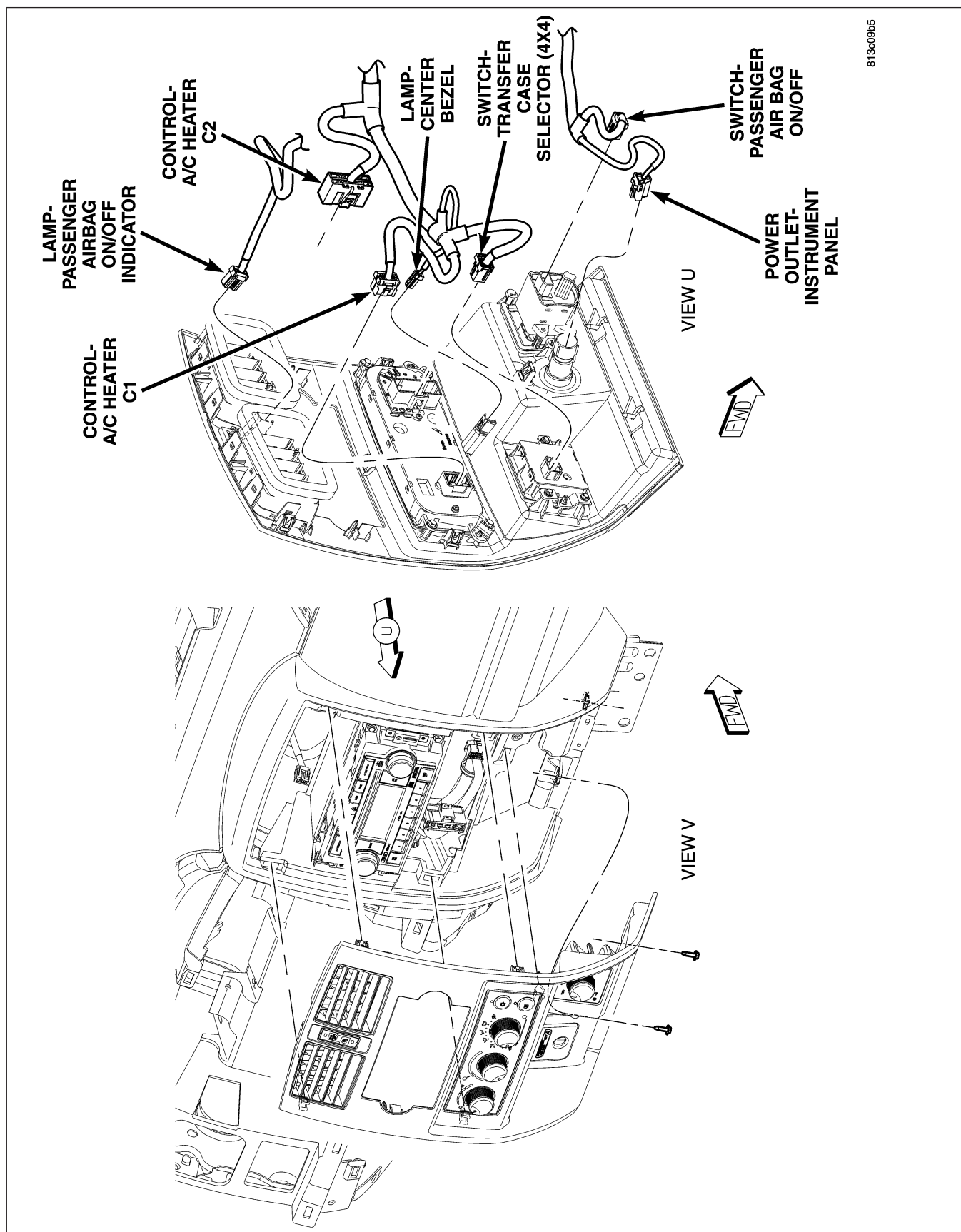
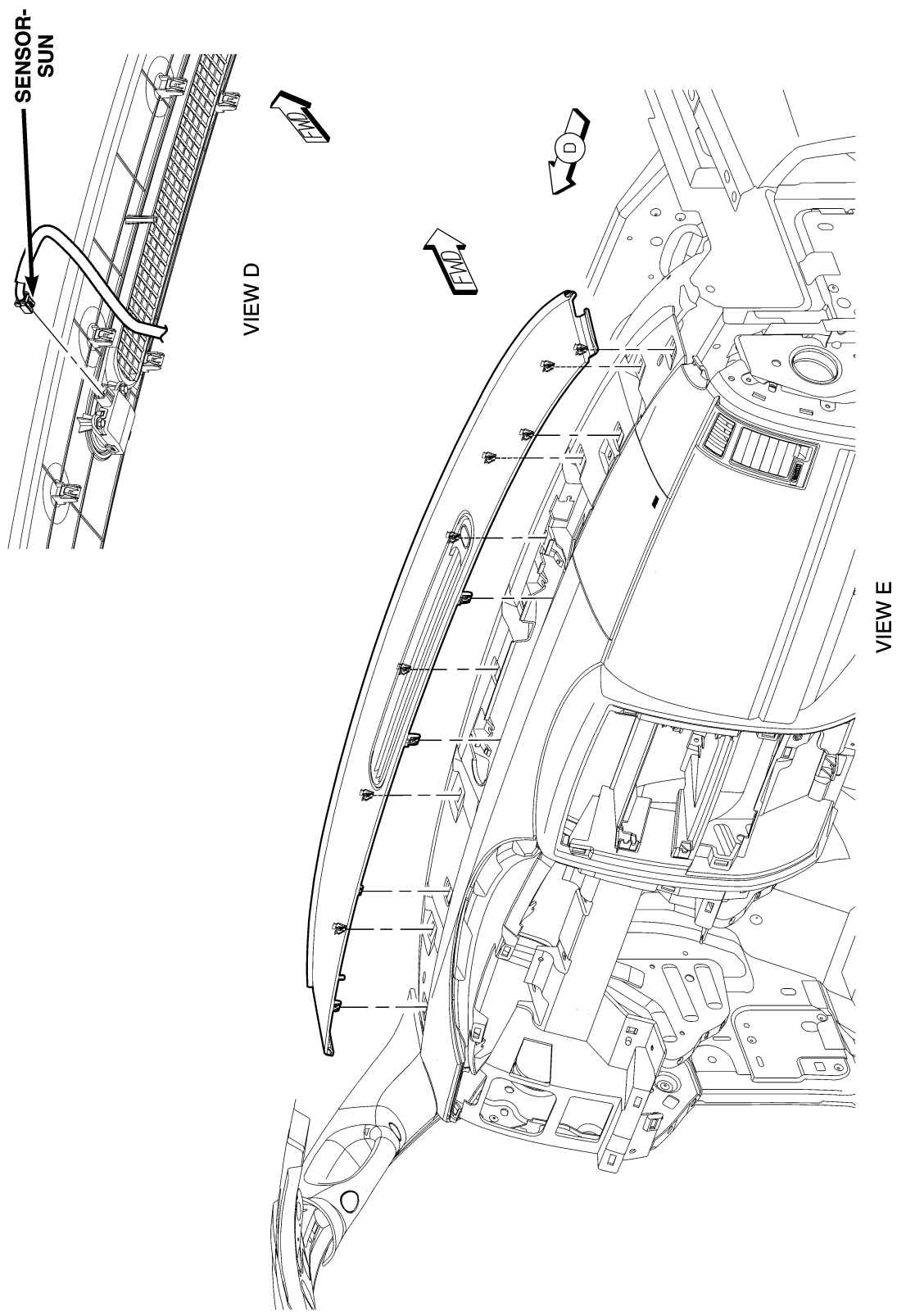


Fig. 26 CENTER STACK



813c09b9

Fig. 27 TOP INSTRUMENT PANEL

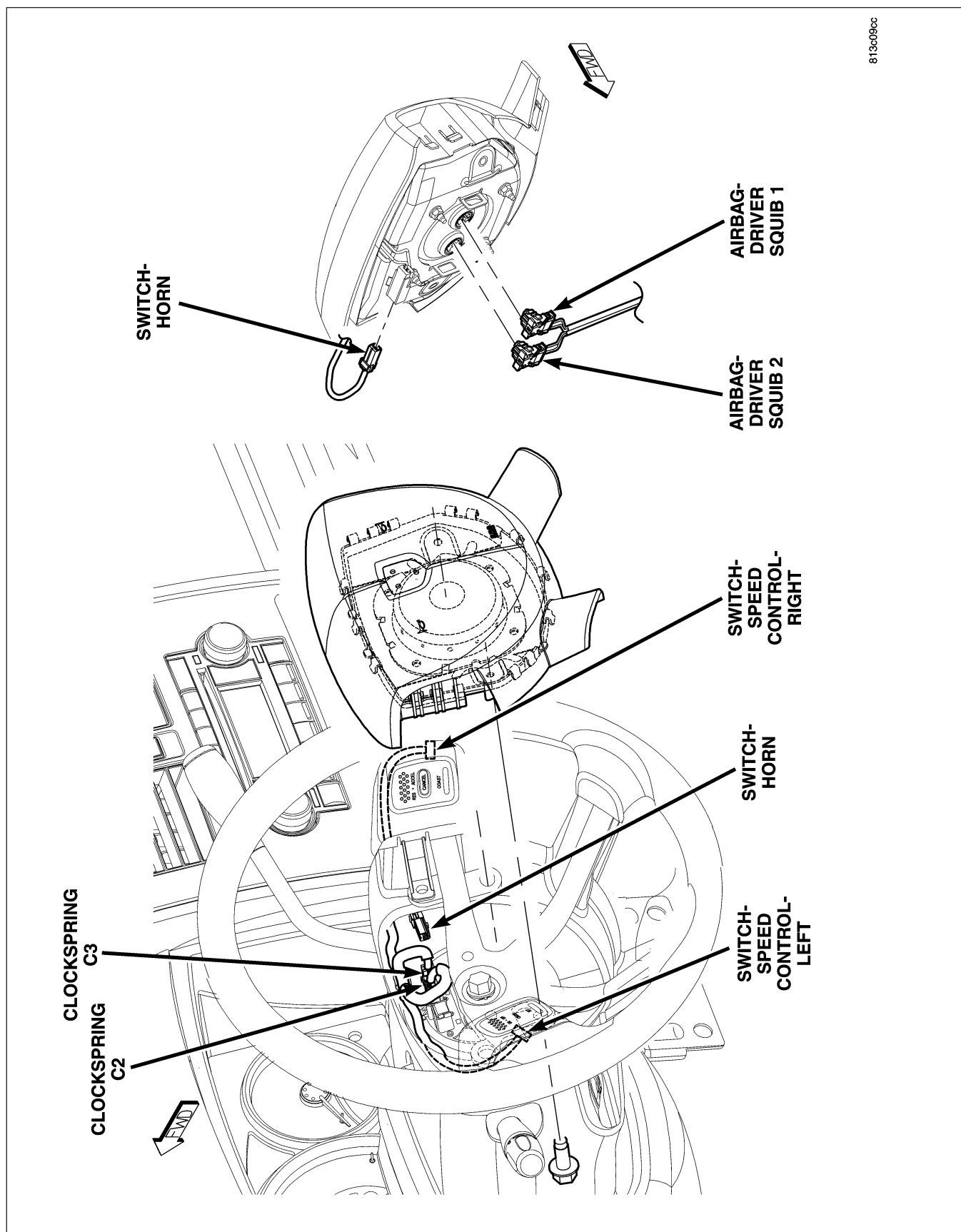


Fig. 28 STEERING WHEEL

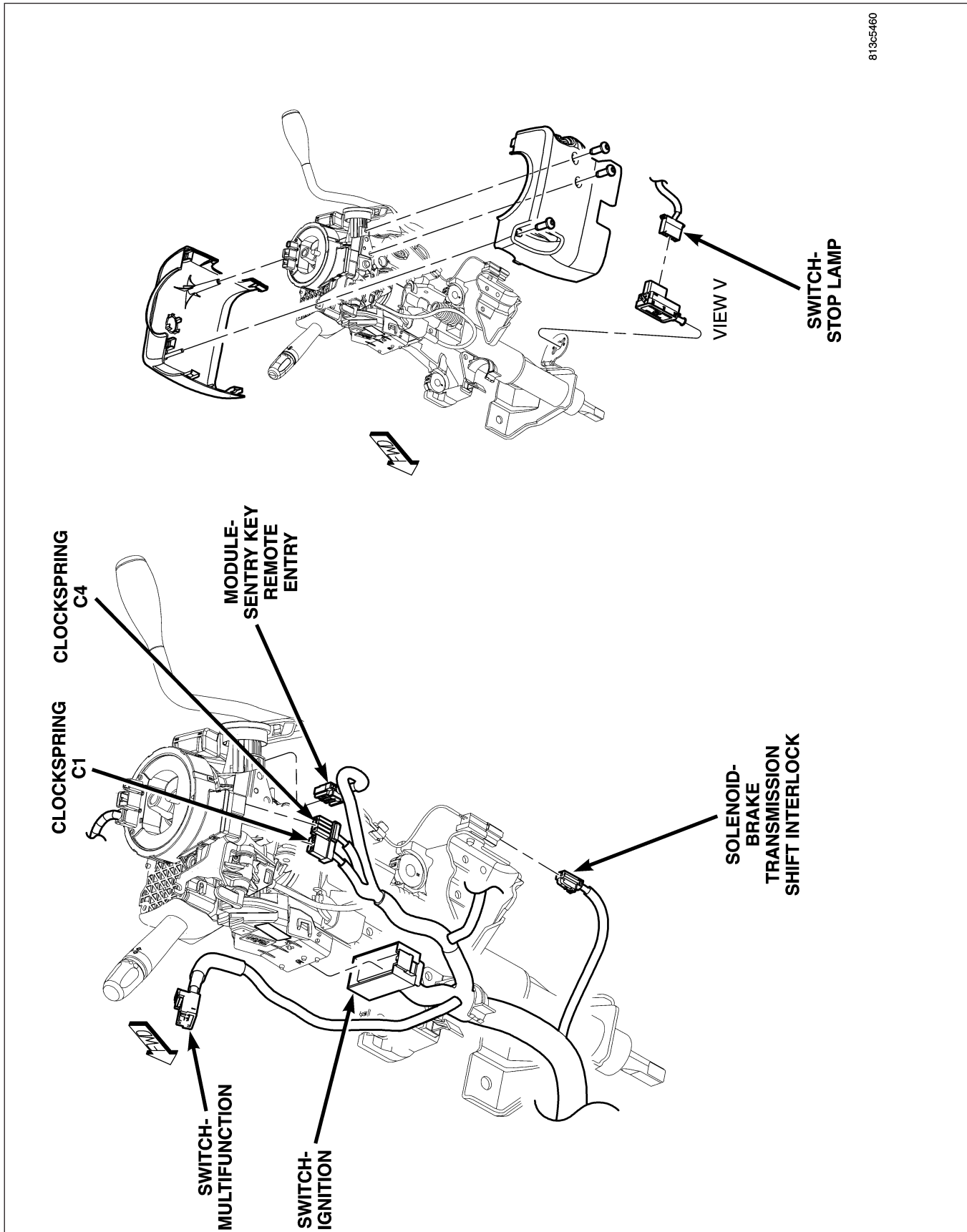
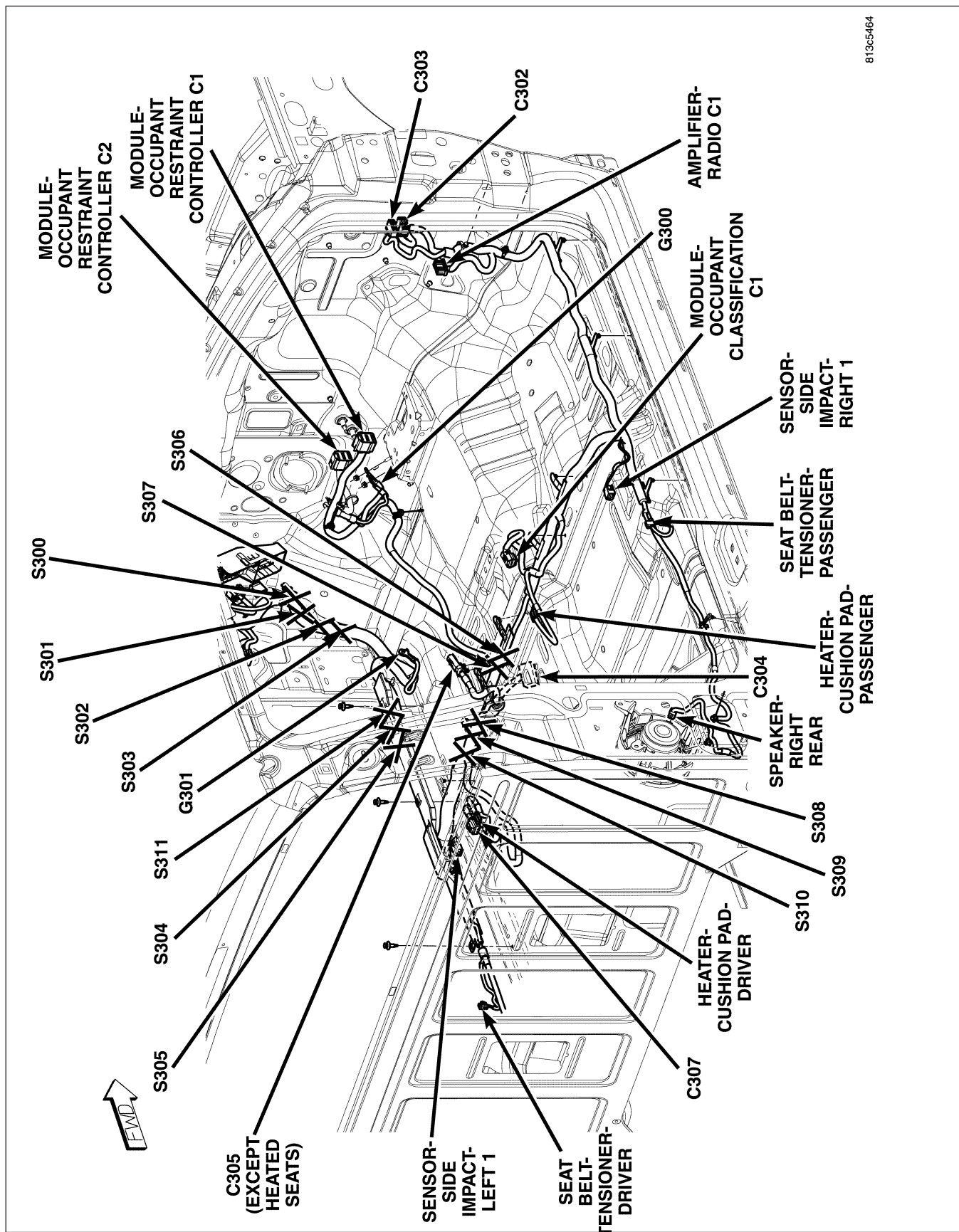


Fig. 29 STEERING COLUMN





813C5464

Fig. 30 BODY (CLUB CAB)

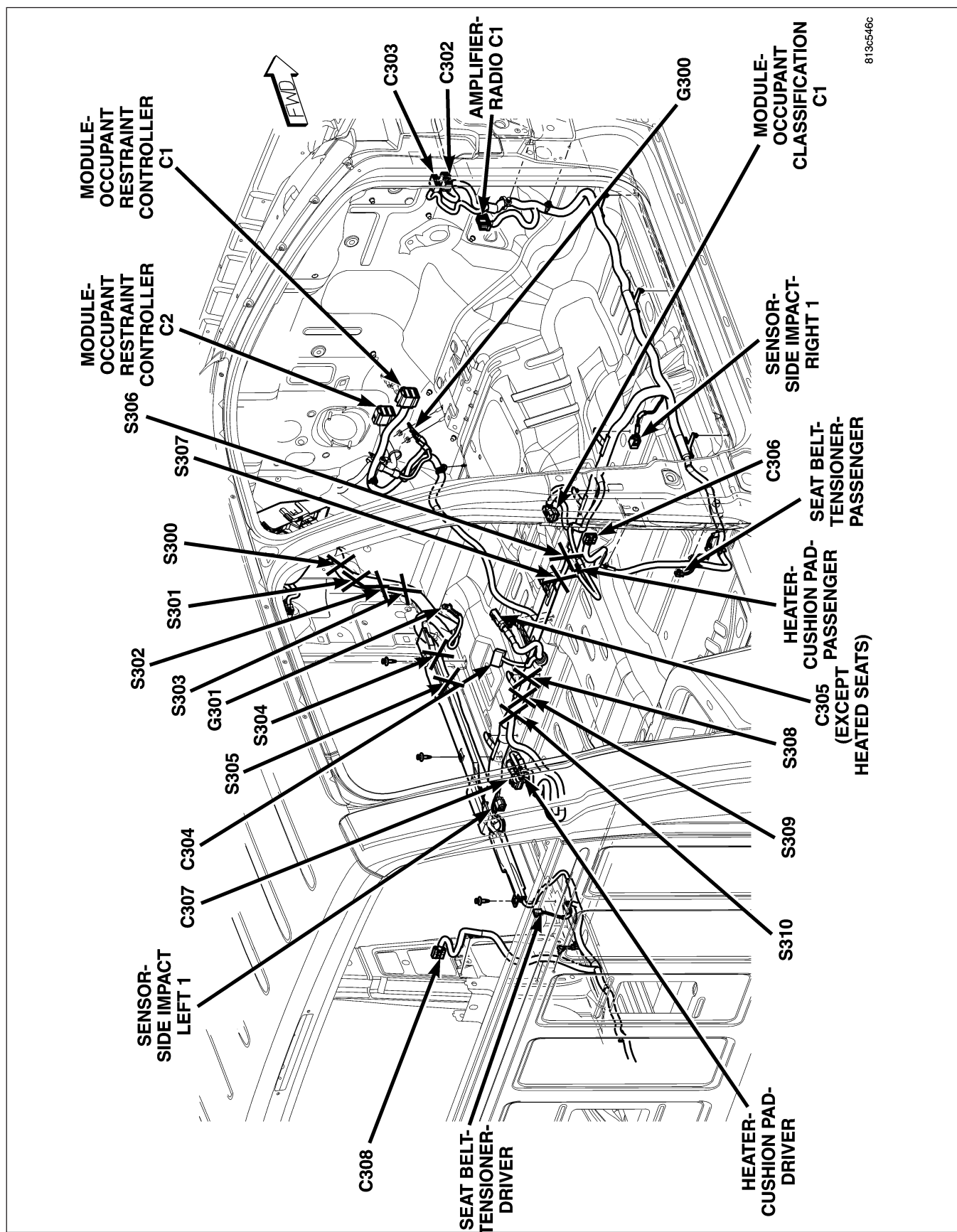


Fig. 31 BODY (QUAD CAB)

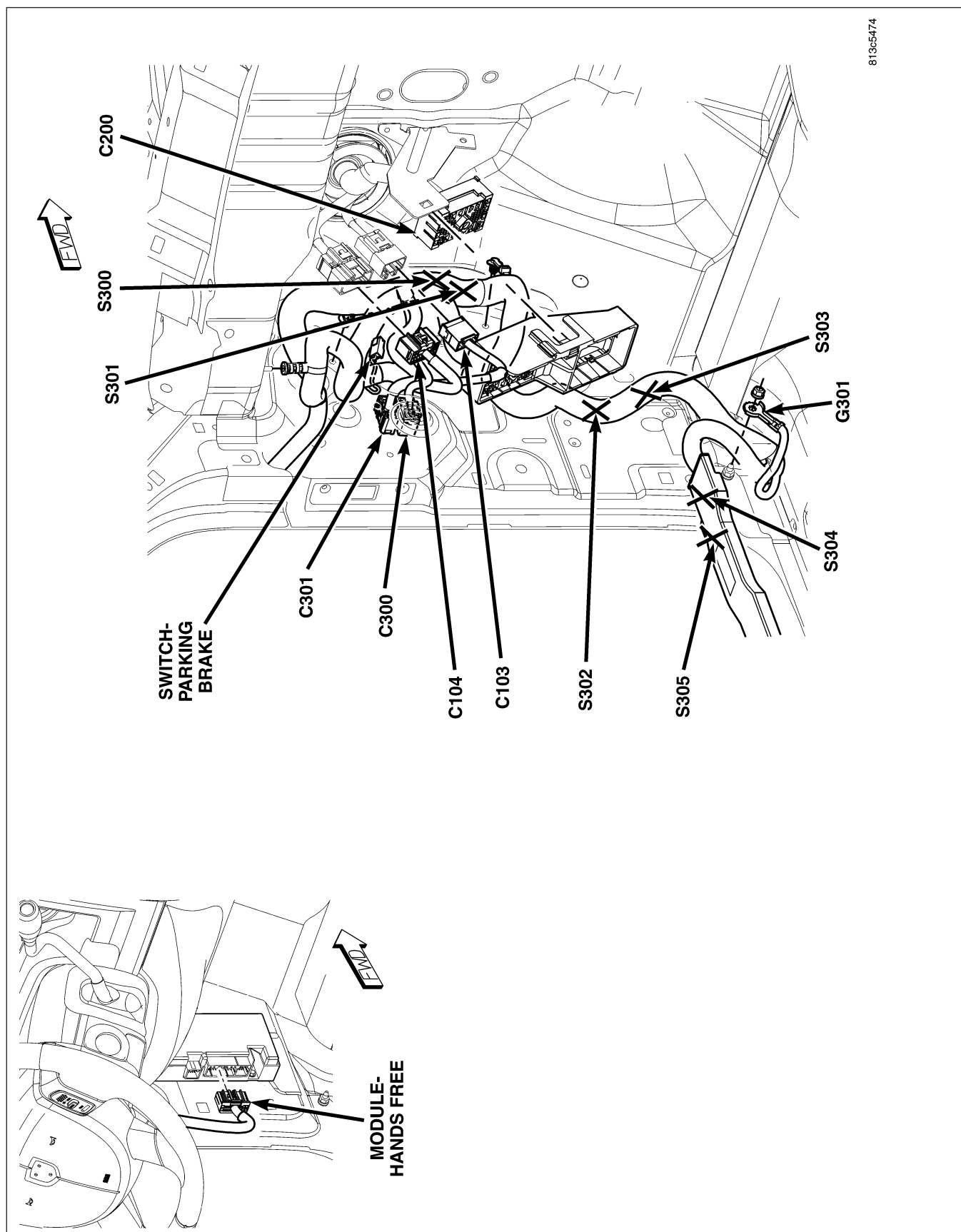
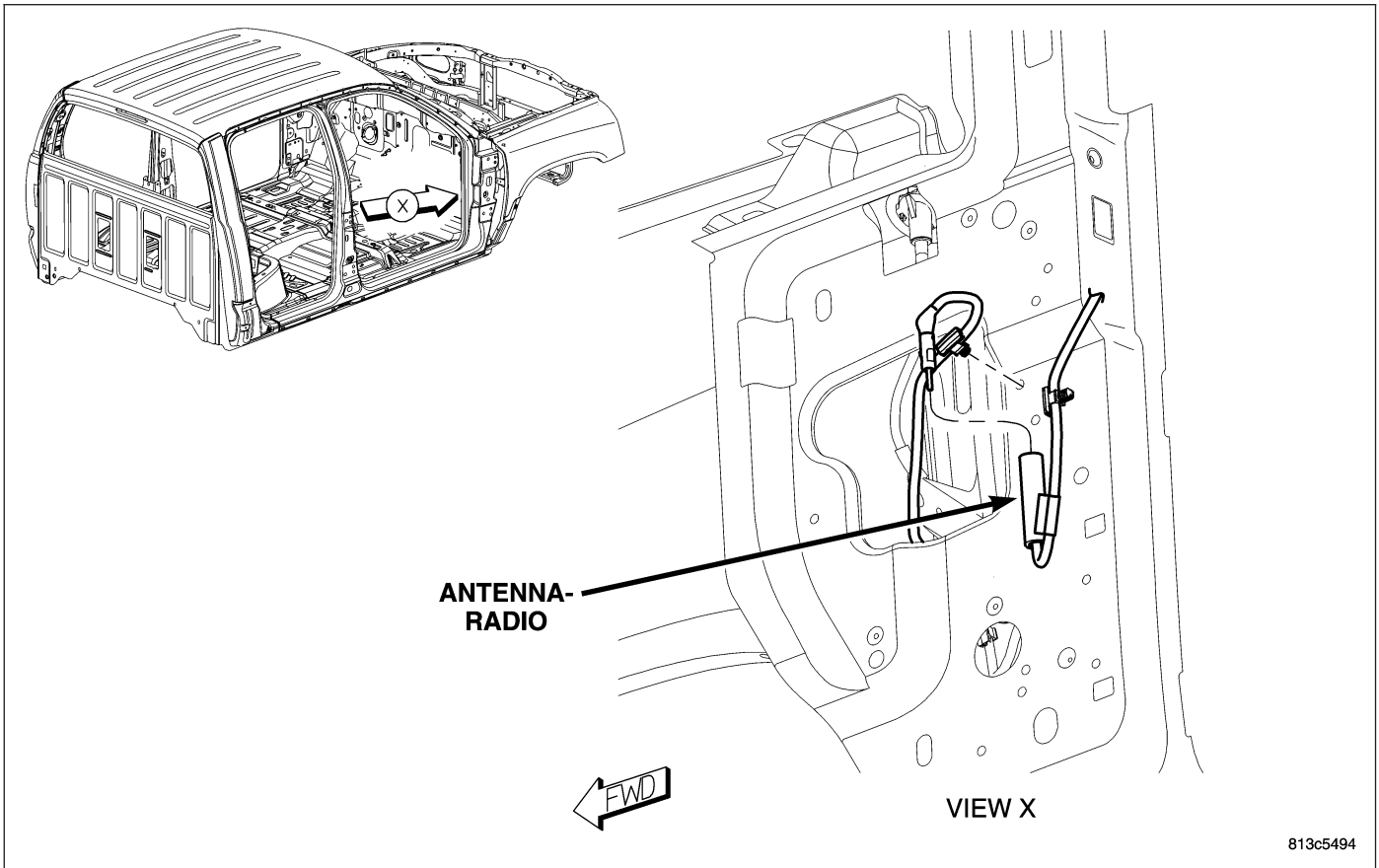


Fig. 32 LEFT KICK PANEL



**Fig. 33 RIGHT KICK PANEL**

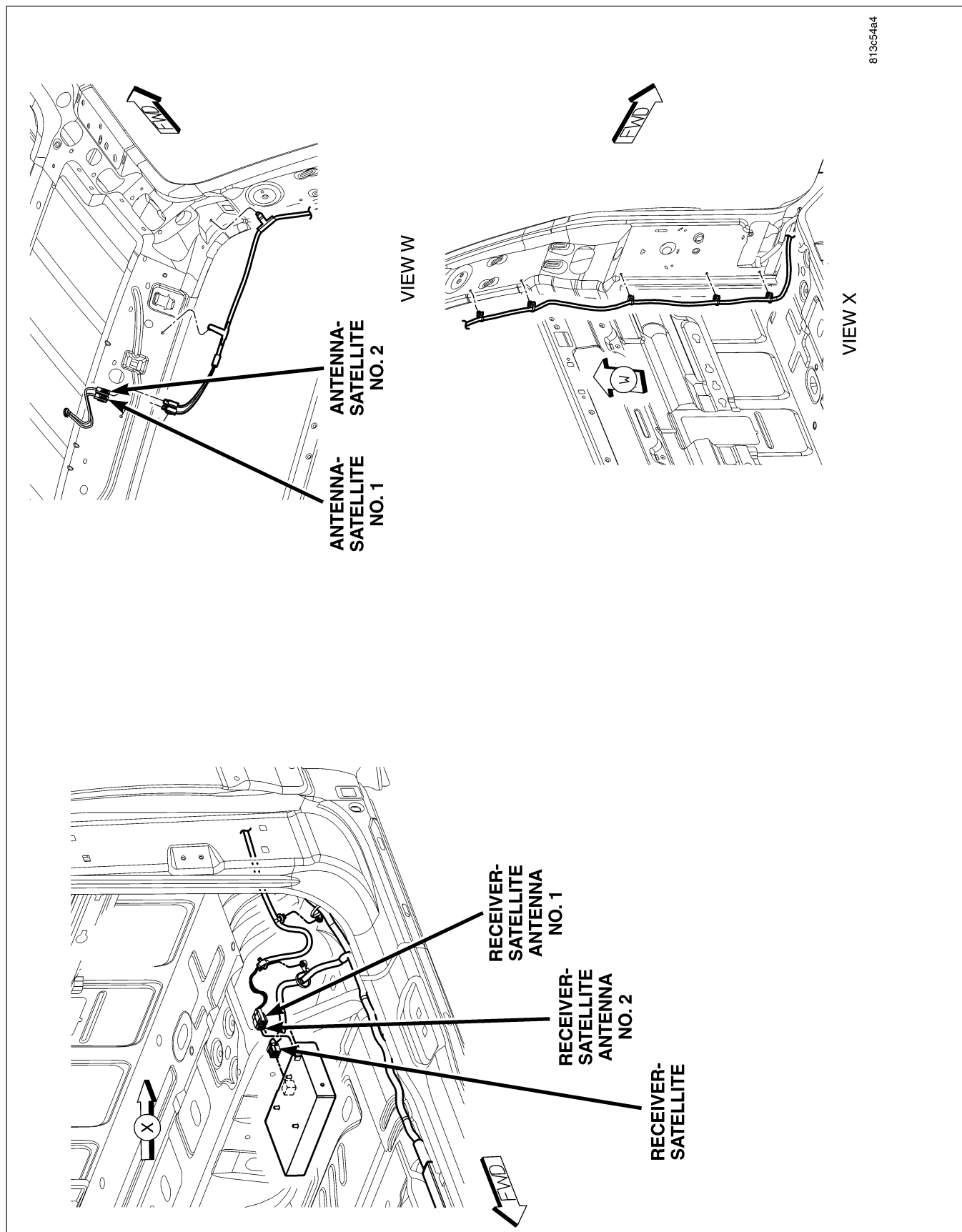


Fig. 34 REAR BODY (CLUB CAB)

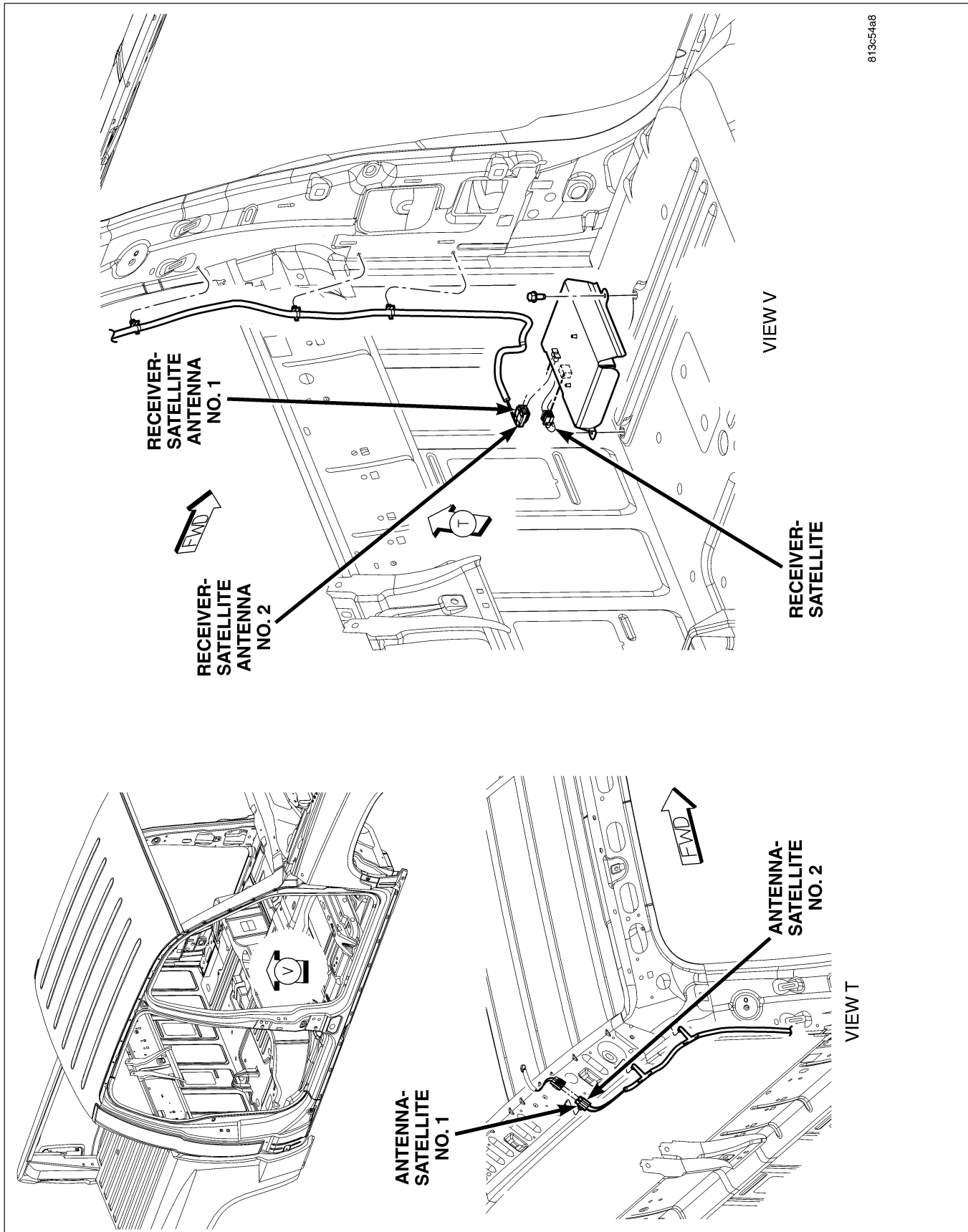


Fig. 35 LEFT REAR BODY (QUAD CAB)



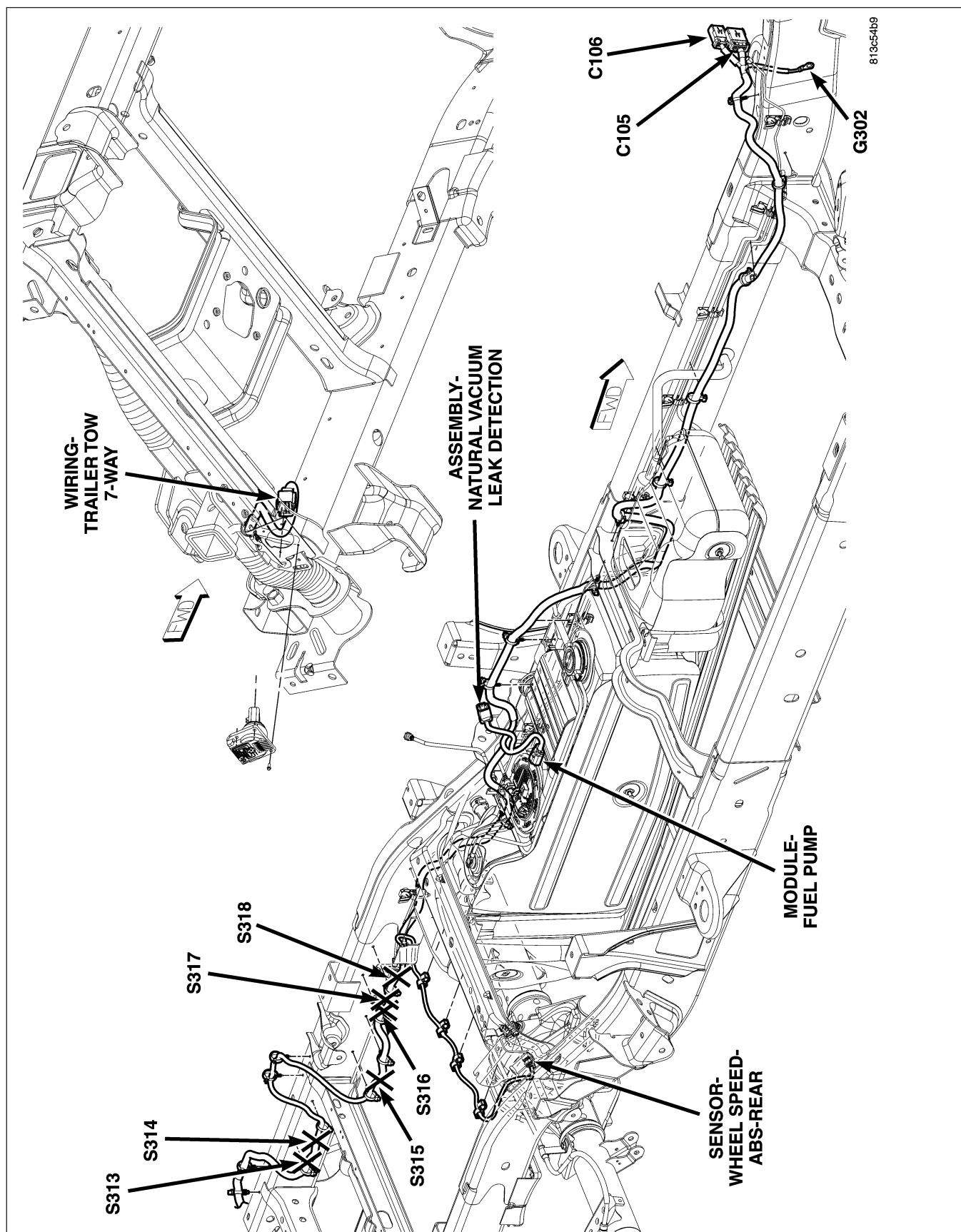


Fig. 36 CHASSIS

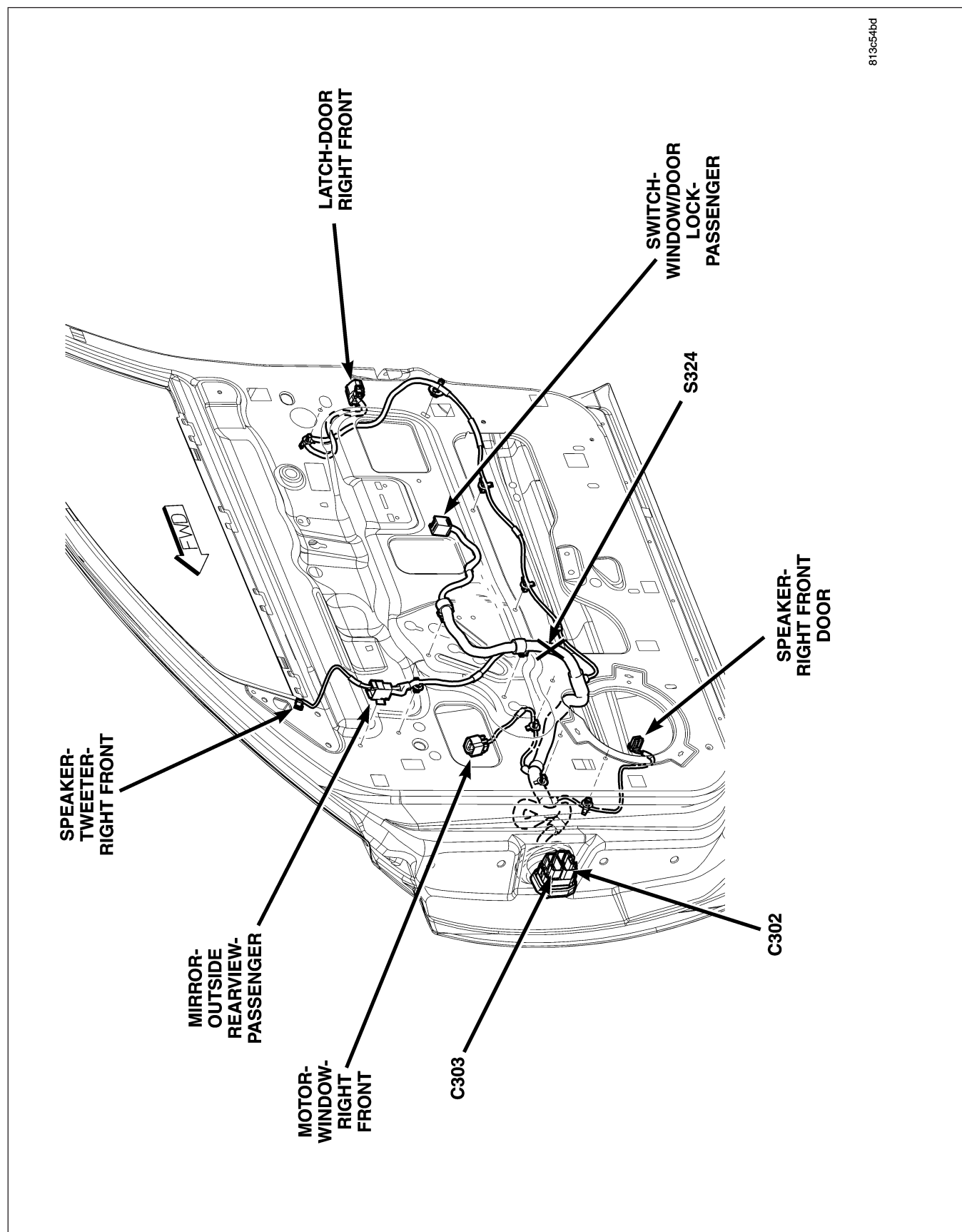
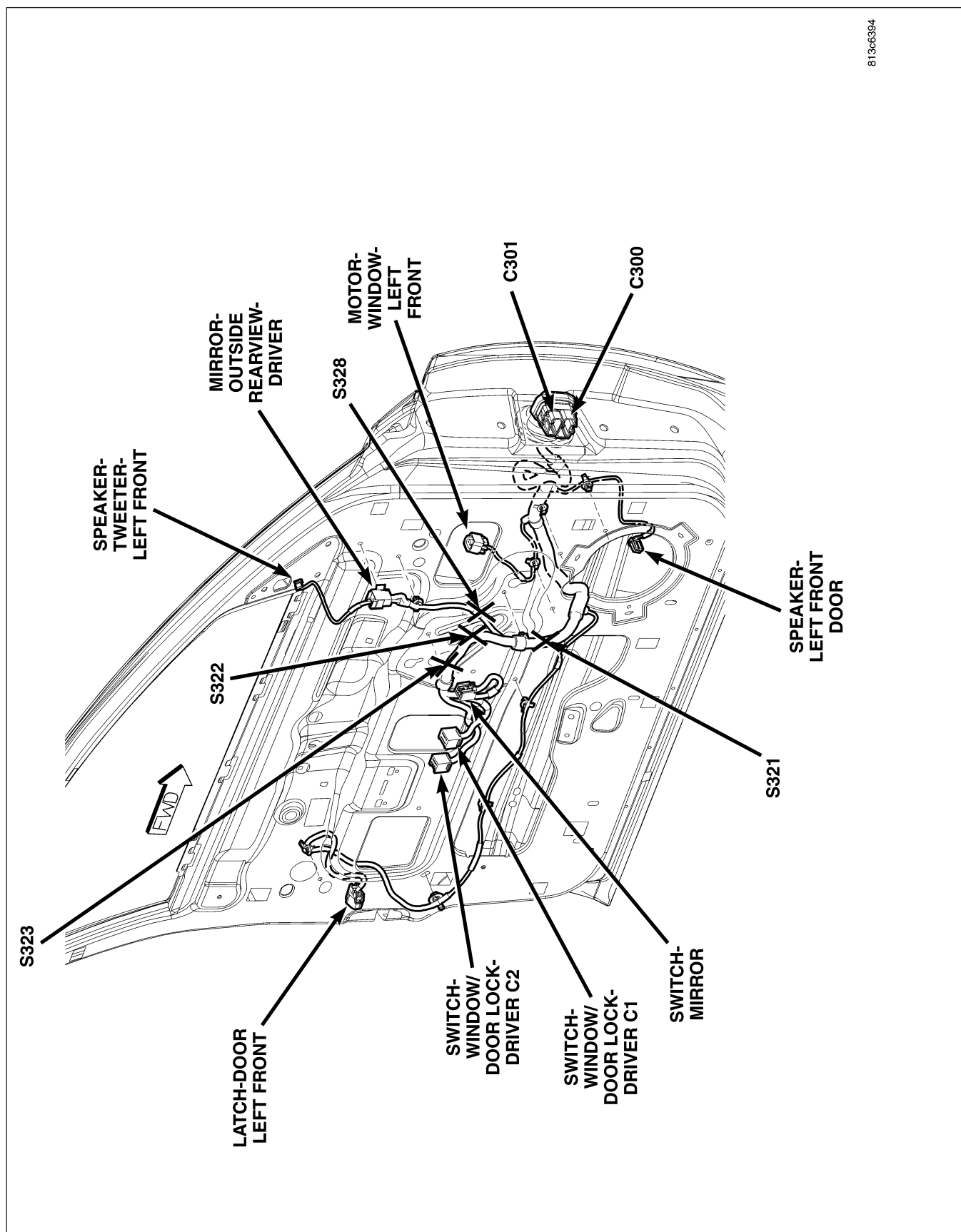


Fig. 37 RIGHT FRONT DOOR



813c6394

Fig. 38 LEFT FRONT DOOR

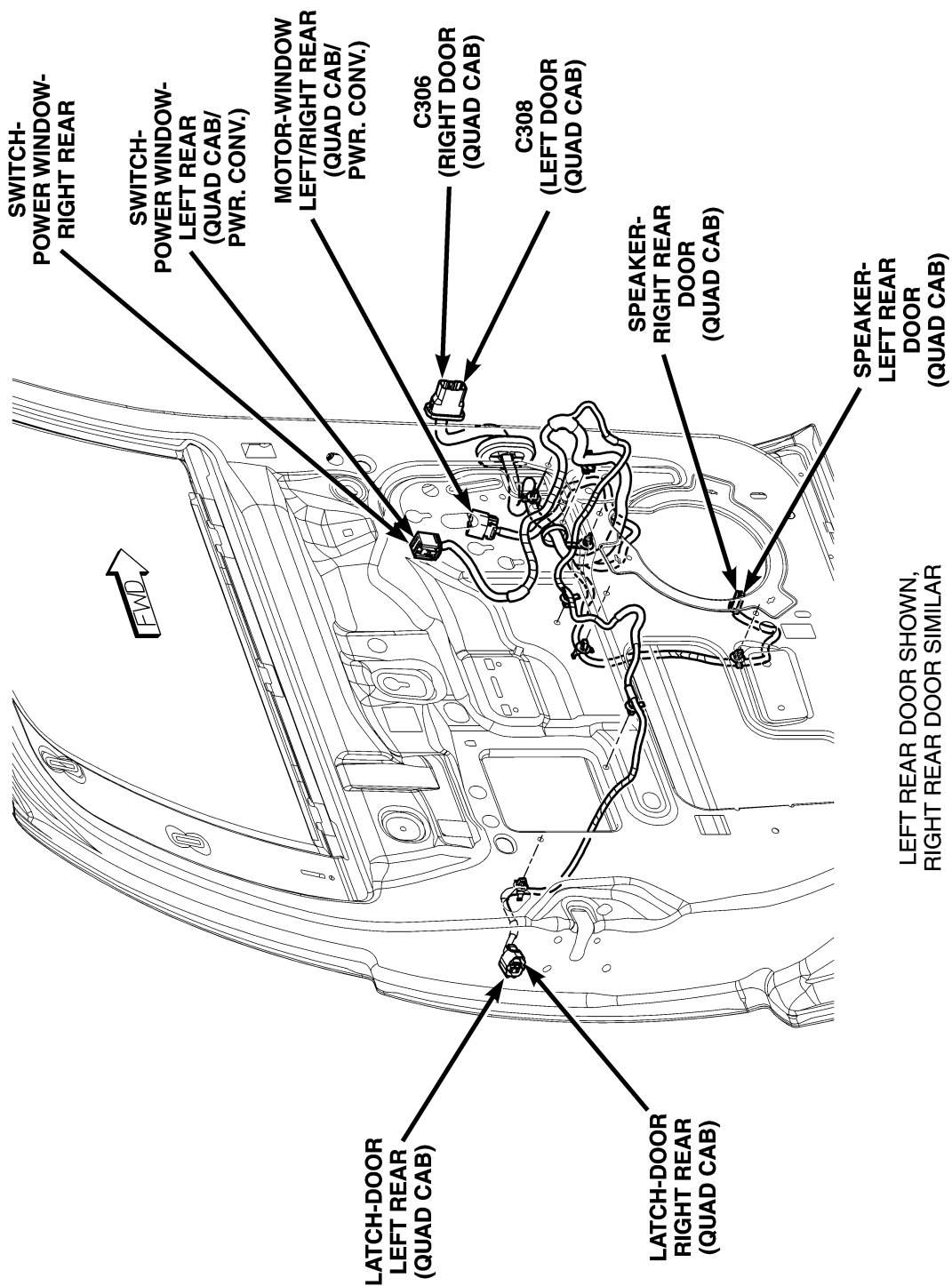
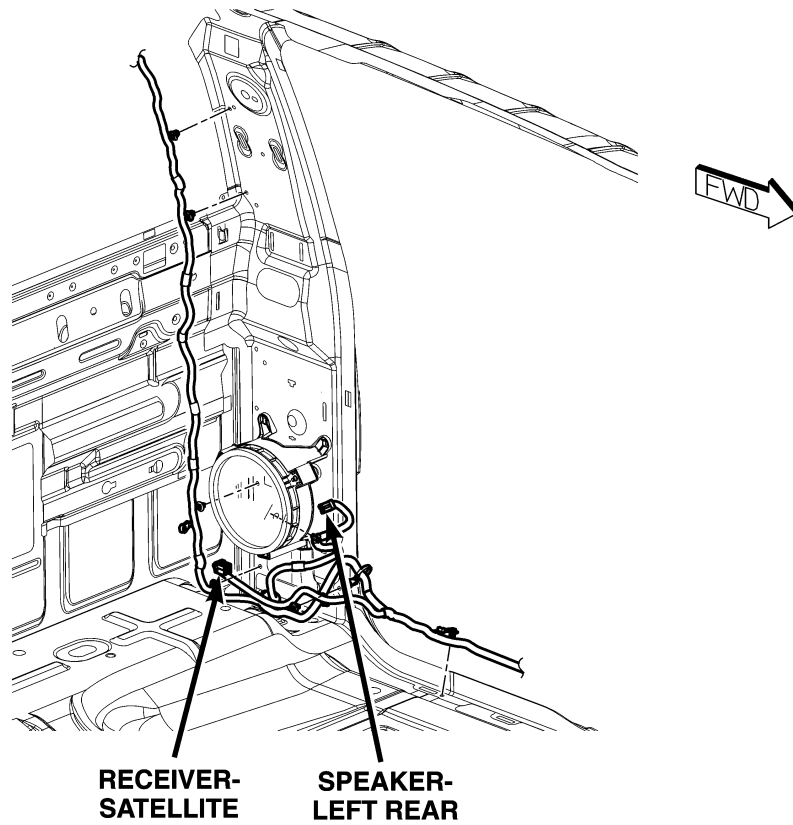


Fig. 39 LEFT REAR DOOR (RIGHT SIMILAR)



813c6c88

**Fig. 40 LEFT REAR BODY (CLUB CAB)**

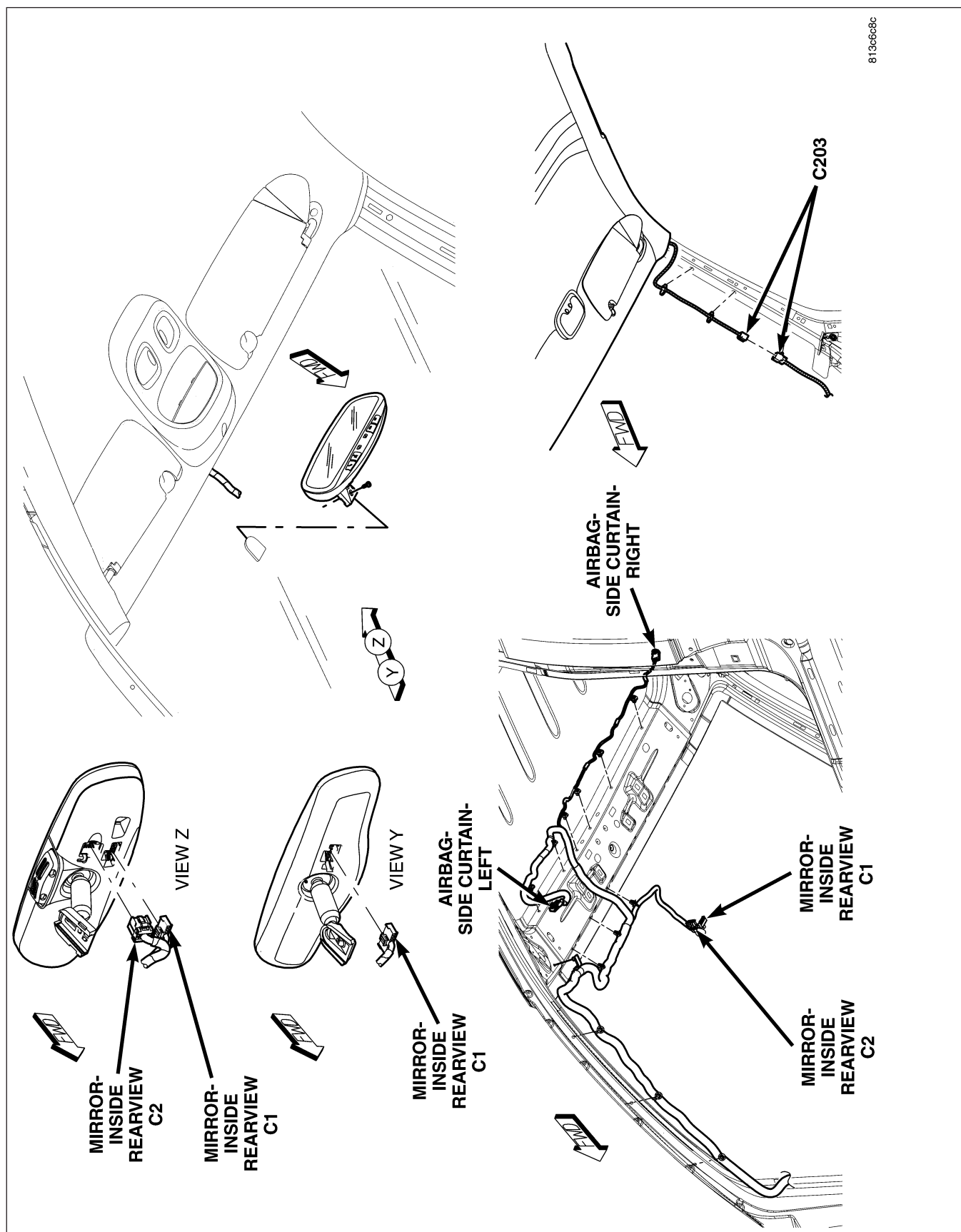


Fig. 41 A-PILLARS AND FRONT HEADLINER



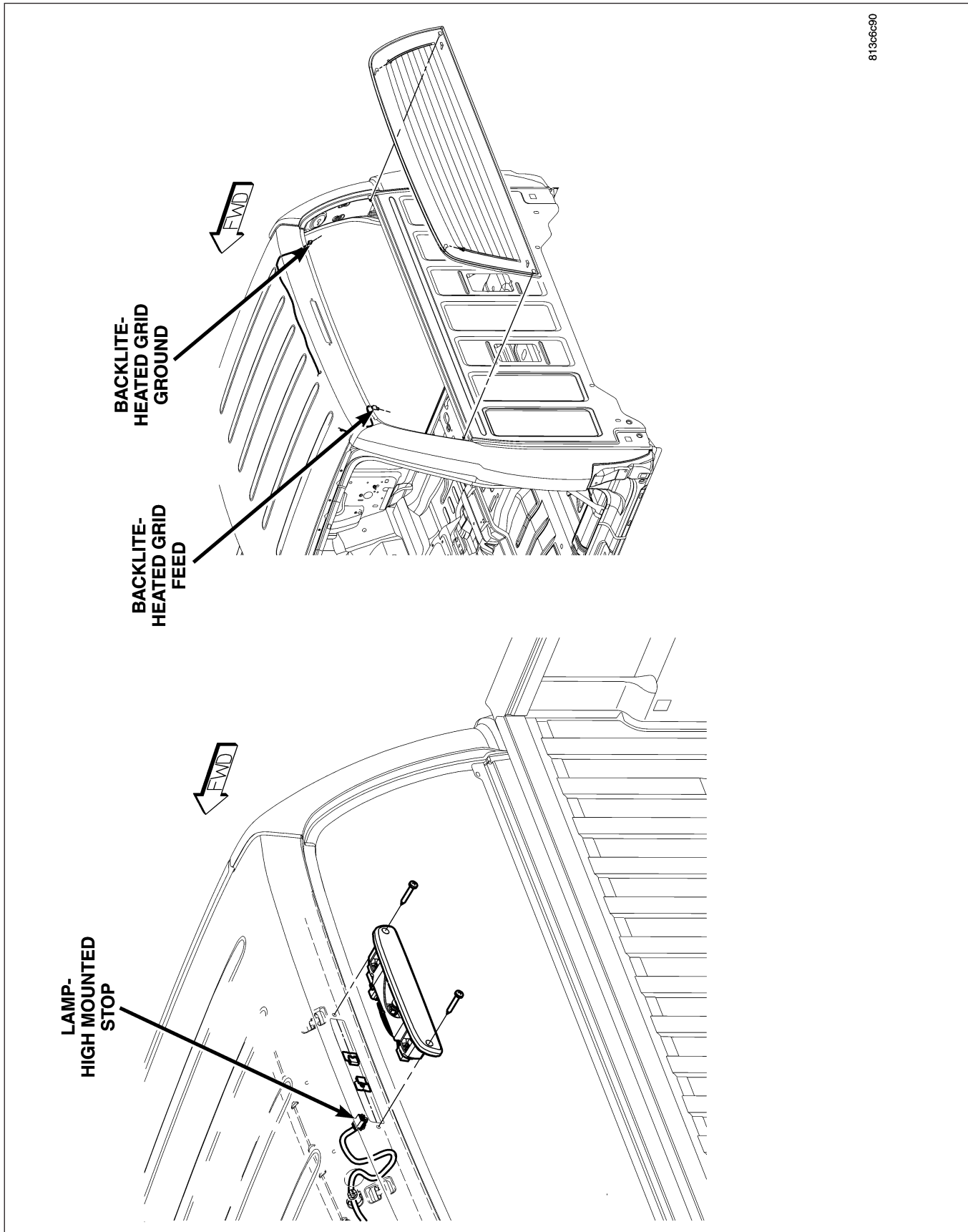
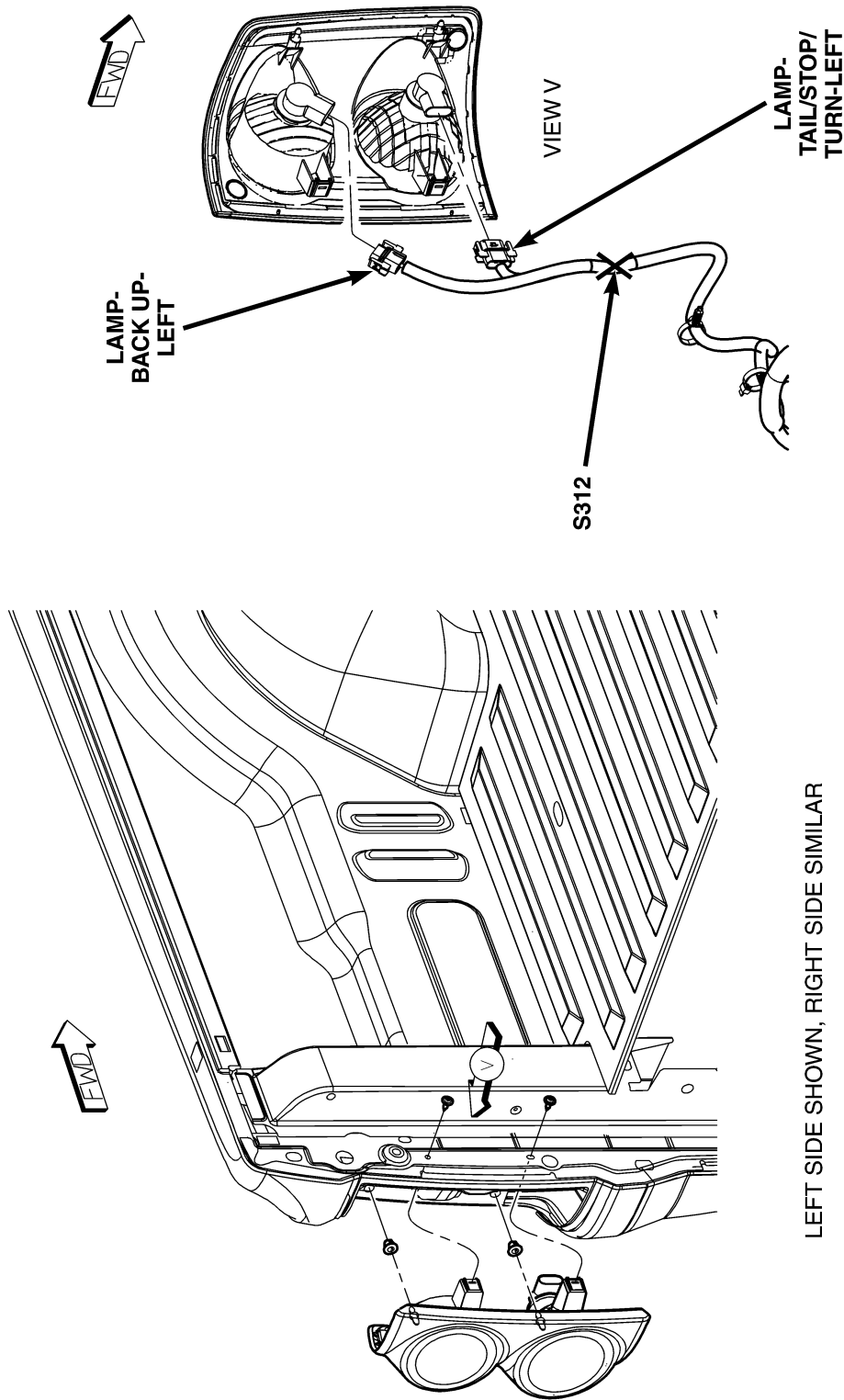


Fig. 42 REAR CAB



813c6c94

LEFT SIDE SHOWN, RIGHT SIDE SIMILAR

Fig. 43 REAR LIGHTING